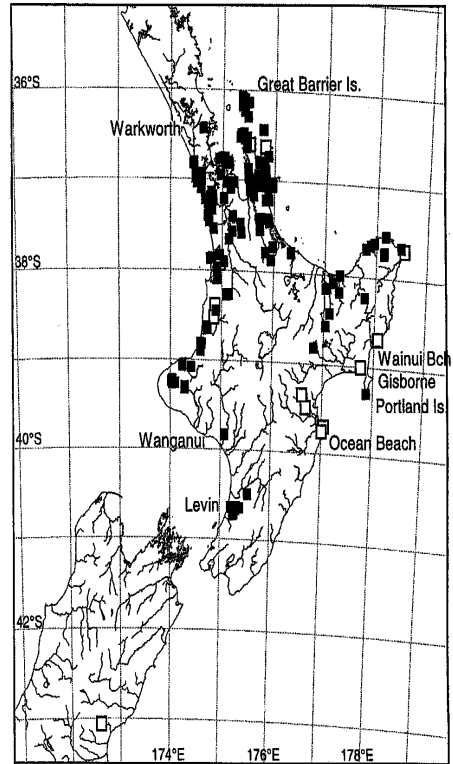
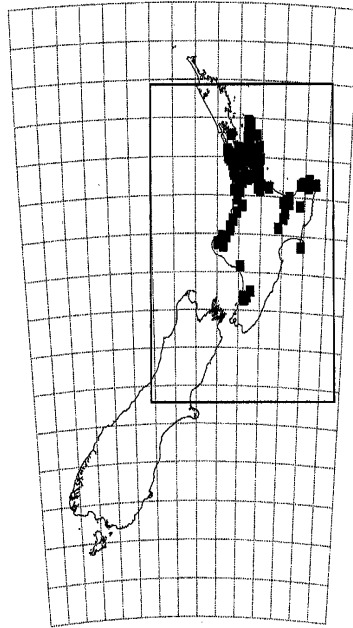


Rhytida greenwoodi greenwoodi



Rhytida greenwoodi webbi

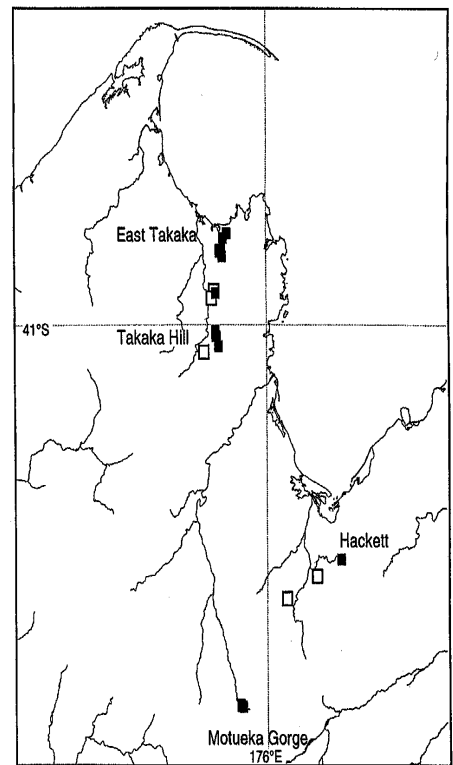
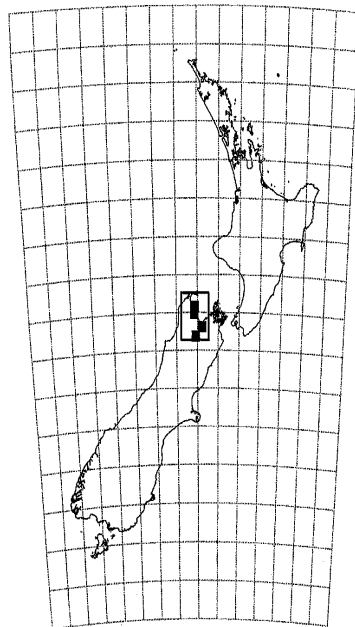
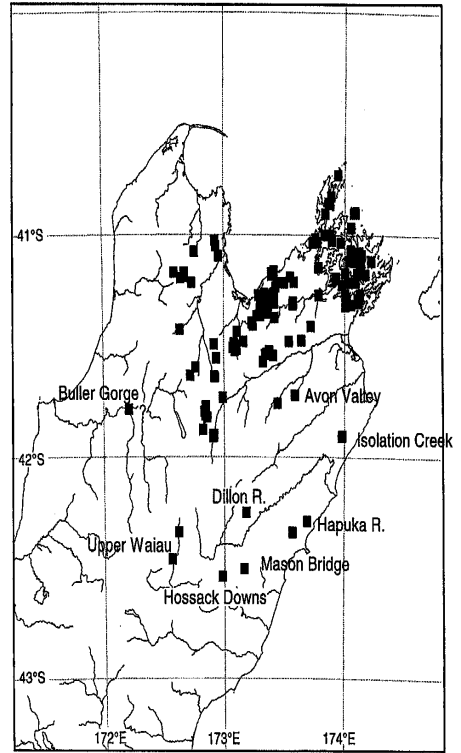
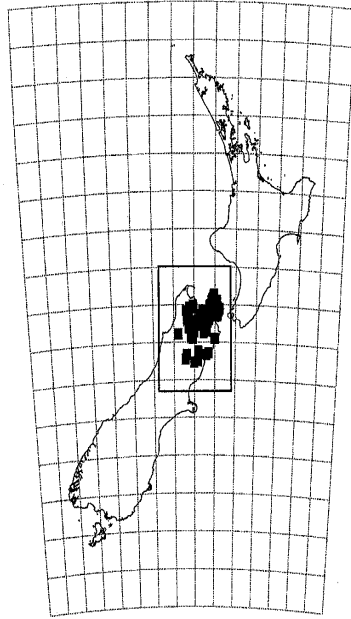


FIGURE 4 g. *Rhytida greenwoodi greenwoodi* Gray, 1850; h. *Rhytida greenwoodi webbi* Powell, 1949.

Rhytida meesoni



Rhytida patula

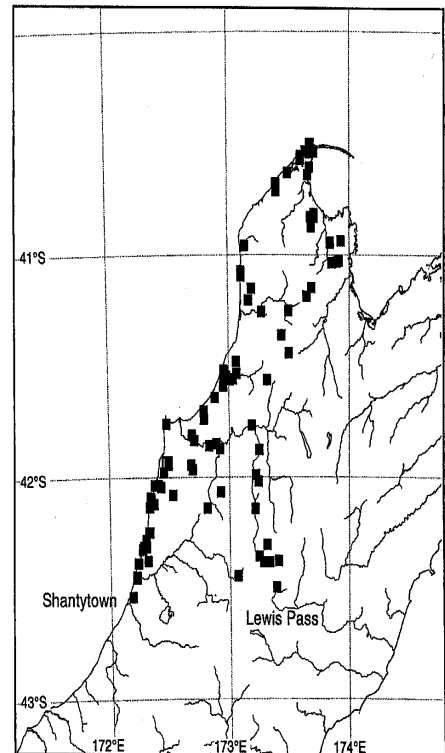
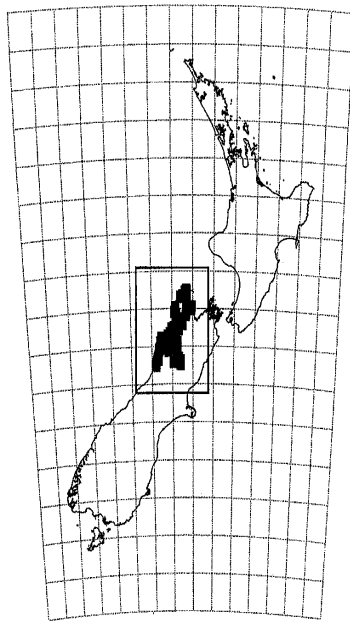
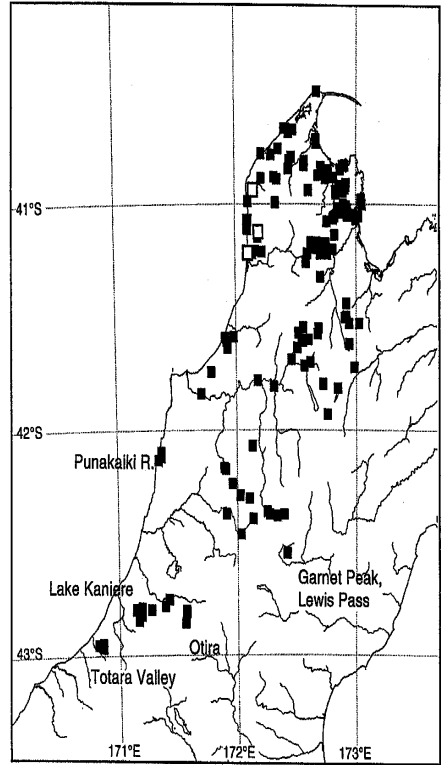
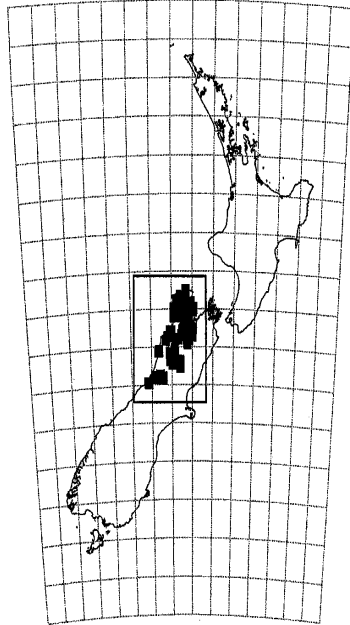


FIGURE 4 i. *Rhytida meesoni* Suter, 1891; j. *Rhytida patula* Hutton, 1882.

Rhytida perampla



Rhytida oconnori

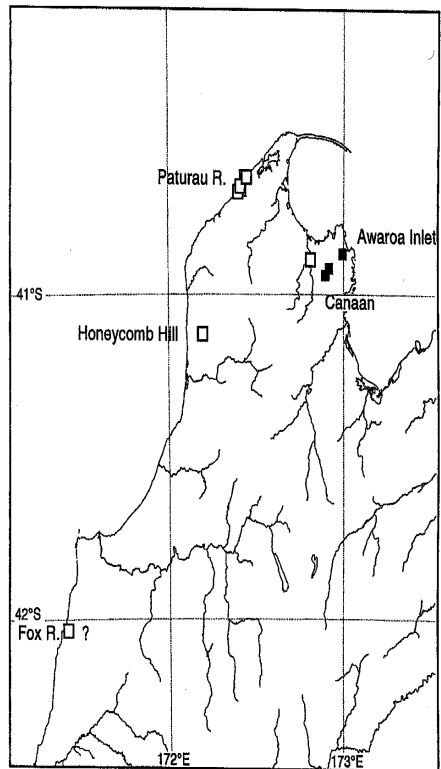
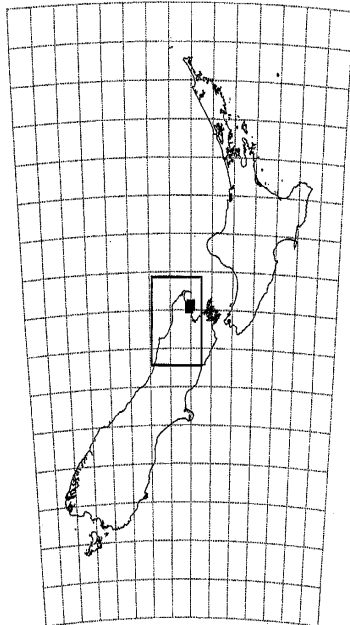
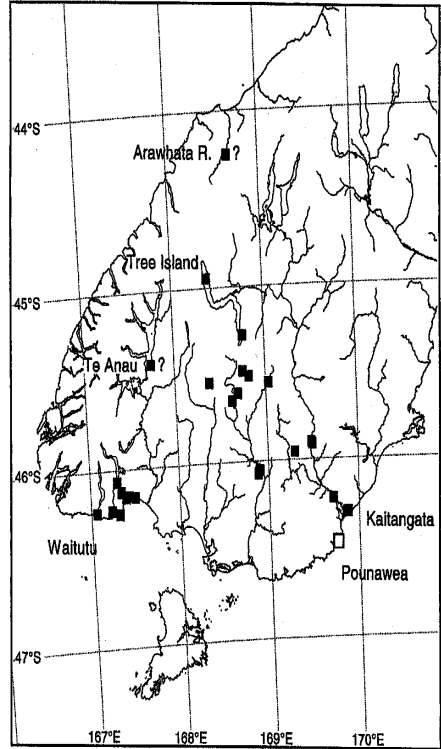
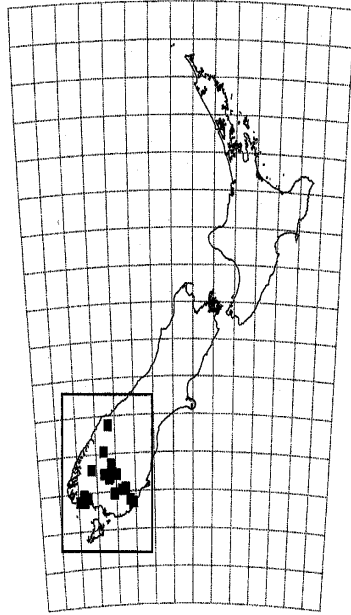


FIGURE 4 k. *Rhytida perampla* (Powell, 1946); 1. *Rhytida oconnori* Powell, 1946.

Rhytida otagoensis



Rhytida stephenensis

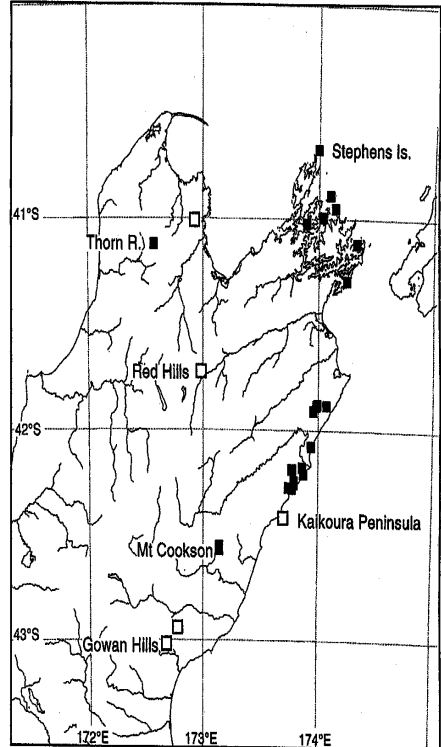
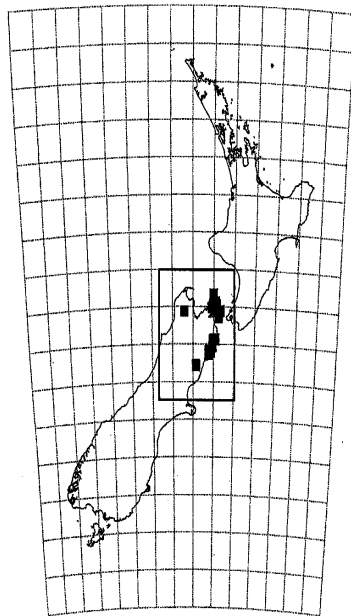


FIGURE 4 m. *Rhytida otagoensis* Powell, 1930; *Rhytida stephenensis* Powell, 1930.

Rhytida n.sp. Wairau Valley

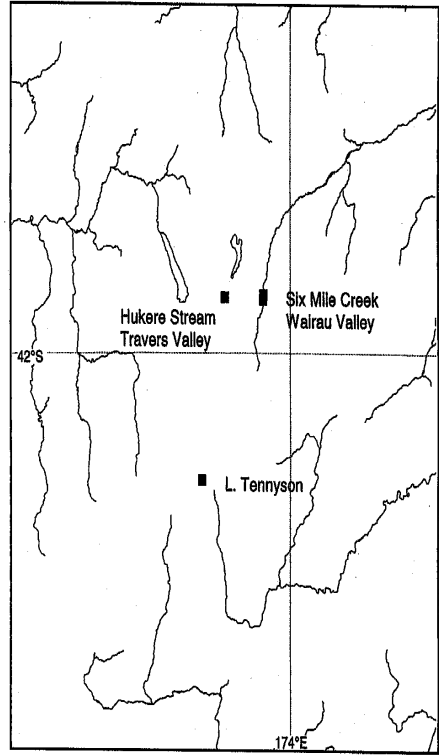
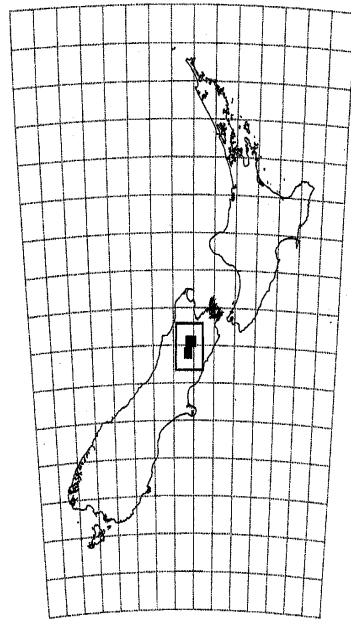


FIGURE 4 o. *Rhytida* n. sp. Wairau R.

Appendix 5

GLOSSARY

Aperture	The entrance to the shell.
Body whorl	The last and largest whorl.
Mantle	Tissue sheet that forms the roof of the 'lung' of the air-breathing (pulmonate) snails. The anterior lip of the mantle secretes the shell and is the main tissue visible in the aperture when a snail has withdrawn into its shell. The mantle also secretes mucus, which may be highly pigmented.
Periostracum	Horny (proteinaceous rather than calcareous) outer layer of the shell
Protoconch	The 'first shell' laid down before a snail hatches from the egg, but retained and usually visible throughout later life.
Suture	The line or groove formed on the upper surface of the shell where later whorls overlie earlier whorls.
Umbilicus	Cavity formed on the under side of a shell by the surrounding body whorl.
Whorl	One complete rotation of the growing shell.

TENTATIVE PRIORITY SCORES FOR CONSERVATION ACTION (FOLLOWING DEPARTMENT OF CONSERVATION 1994b).

CRITERION	TAXON											
	Wc	We	Wun	Wuu	WF	Ra	Rgg	Rgw	Rmp	Rh	Ro	Rp
Genetic distinctiveness	3	2	2	2	3	3	1	1	2	3	2	2
Number of populations	2	1	2	1	3	1	1	3	1	4	1	1
Population size	3	1	3	1	3	2	2	3	2	2	3	2
Population density	2	1	2	1	2	1	2	2	1	2	2	1
Geographic distribution	5	3	3	3	4	3	3	3	3	5	3	3
Proportion of largest population	2	1	3	1	1	1	2	2	1	2	2	1
Population decline rate	3	2	2	1.5	2	2	2	2	1.5	3	2	2
Protection of habitat	2	2	2	1	1	1	2	3	1	2	2	1
Extinction loss rate	1	1	1	1	1	1	1	1	1	1	2	1
Threat/harvest impact	3	3	3	2.5	2	2	2	3	1	3	2	2
Reproduction	2	2	2	1	2	2	2	2	1	2	2	2
Factors affecting survival	2	1	1	1	1	1	2	2	1	1	1	1
Specialised and/or diet specificity	3	3	3	2	3	3	3	3	2	3	3	3
Specialised and/or behavioural specialisations	3	3	3	2	3	2	2	2	2	3	2	2
Reproduction/captive breeding	4	4	4	4	4	4	4	4	4	4	4	4
Cultural values	0	0	0	0	0	0	0	0	0	0	0	0
Historical cultural values	2	2	2	1.5	2	2	2	2	1	2	1.5	1.5
TOTAL SCORE	42.0	32.0	38.0	26.5	37.0	31.0	33.0	38.0	25.5	42.0	34.5	29.5

Codes: **Wc** *W. clarki*; **We** *W. edwardi*; **Wun** *W. urnula nasuta*; **Wuu** *W.urnula nasuta*; **WF** *Wainuia* n.sp. Fiordland **Ra** *R. australis*; **Rgg** *R. g. greenwoodi*; **Rgw** *R. g. uperampla*; **Rh** *R. oconnori*; **Ro** *R. otagoensis*; **Rp** *R. patula*; **Rs** *R. stephenensis*; **RW** *Rhytida* n.sp. Wairau River.