

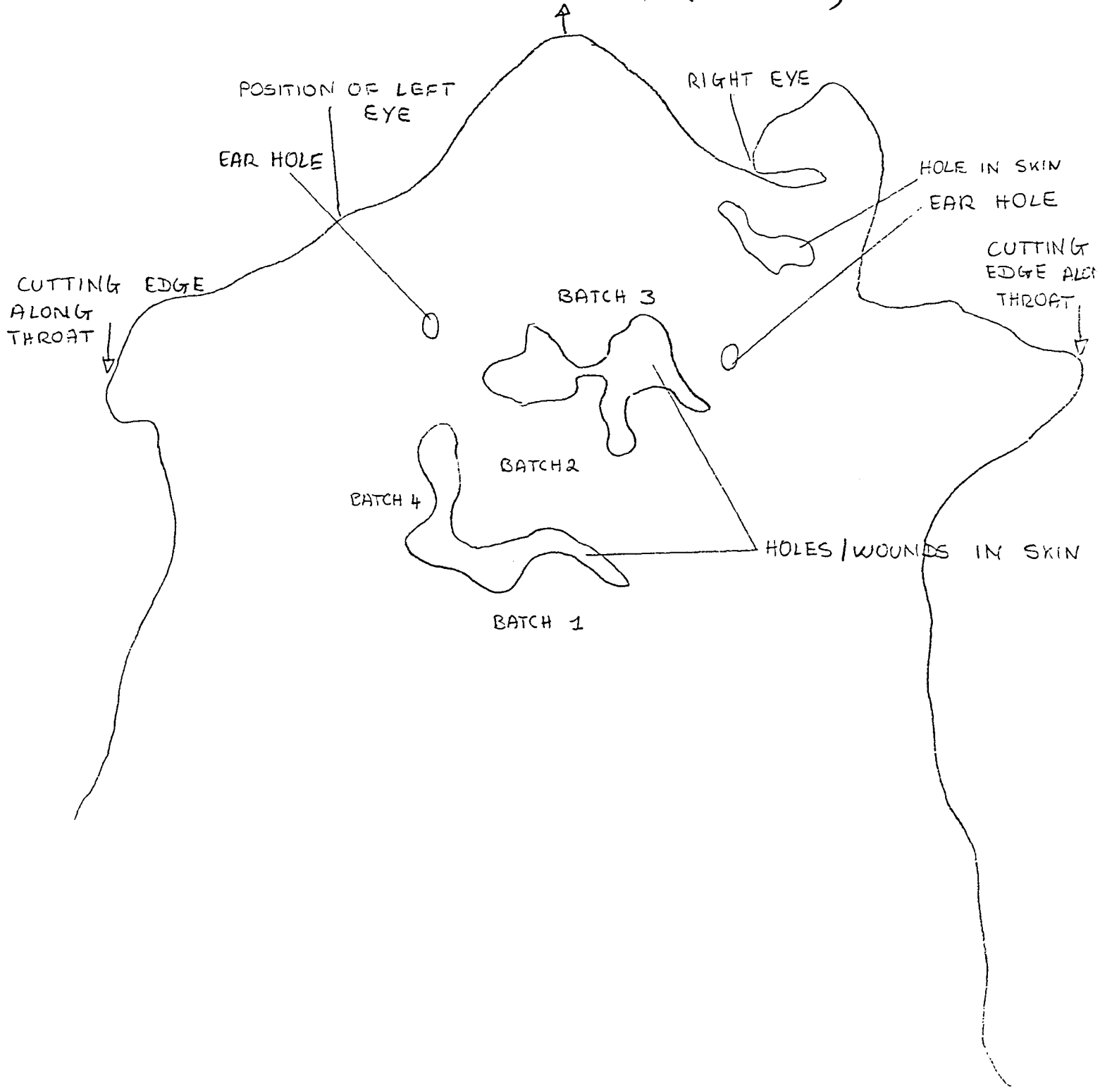
APPENDIX 5

SKETCH OF THE SKIN FROM THE HEAD AND NECK SHOWING POSITIONS OF PUNCTURE HOLES

-OVERVIEW-

TOP OF BILL (LIFE SIZE)

RIGHT



CHICK 4

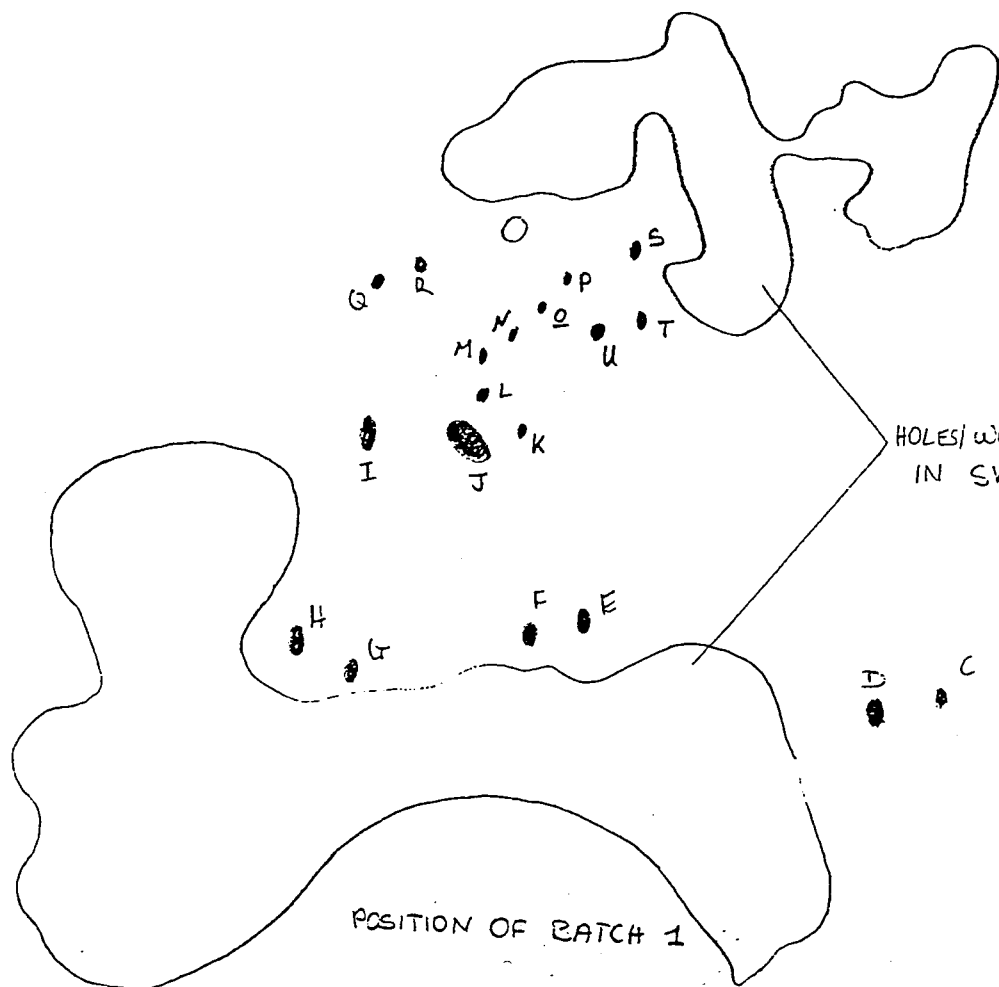
SKETCH OF THE SKIN FROM THE HEAD AND NECK SHOWING POSITIONS OF PUNCTURE HOLES (NOT LIFE SIZE)

BATCH 1



B A

BATCH 2



A E

POSITION OF BATCH 1

SKETCH OF THE SKIN OF THE HEAD AND NECK
 SHOWING POSITIONS OF PUNCTURE HOLES
 (NOT LIFE SIZE)

BATCH 3

EAR HOLE

RIGHT EYE

EAR HOLE

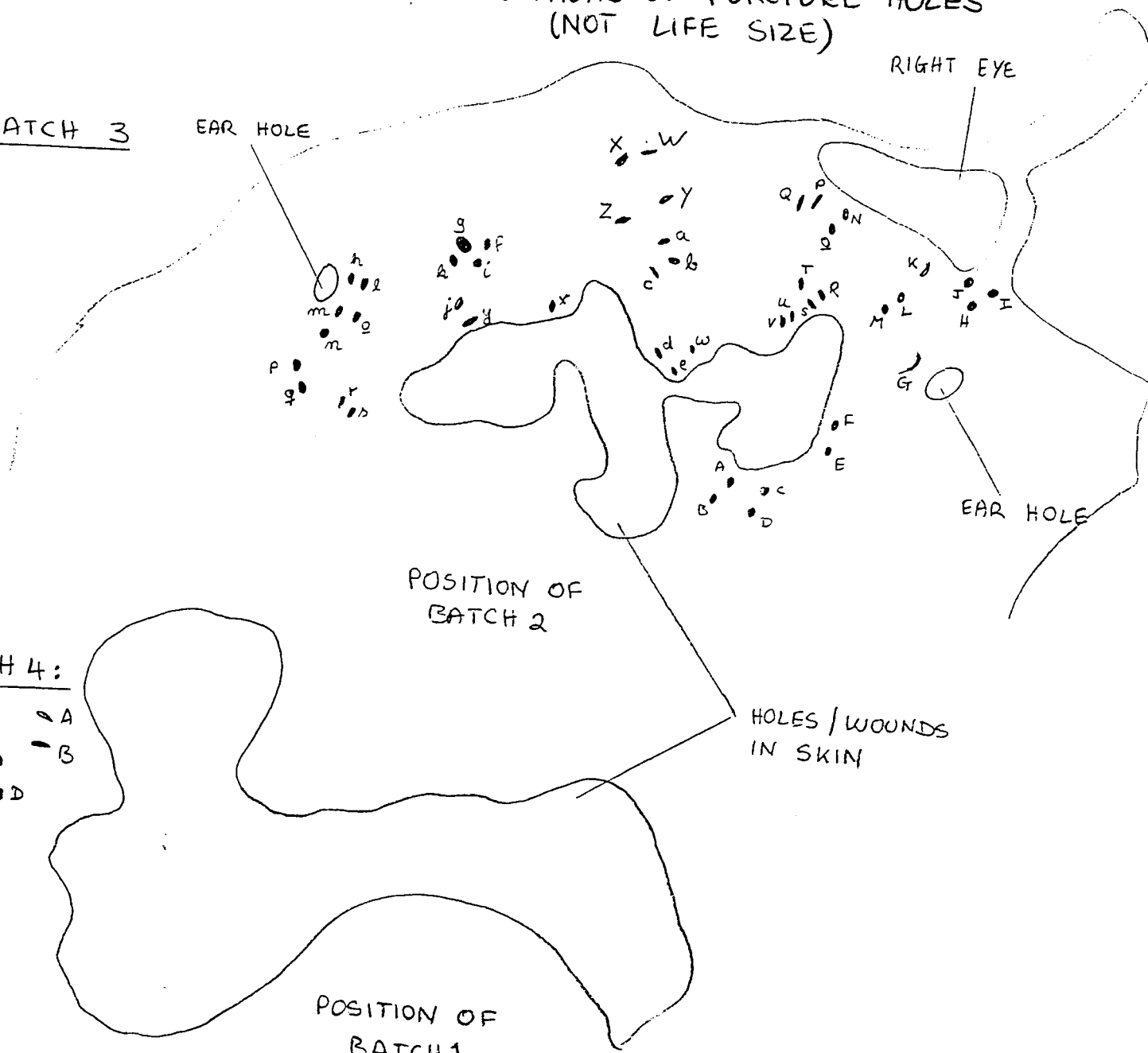
POSITION OF
 BATCH 2

BATCH 4:

HOLES / WOUNDS
 IN SKIN

POSITION OF
 BATCH 1

- A
- B
- C
- D
- E
- F



CHICK 4

TOP VIEW OF THE BILL



CHICK 4

LEFT SIDE OF THE BILL



CHICK 4

RIGHT SIDE OF THE BILL

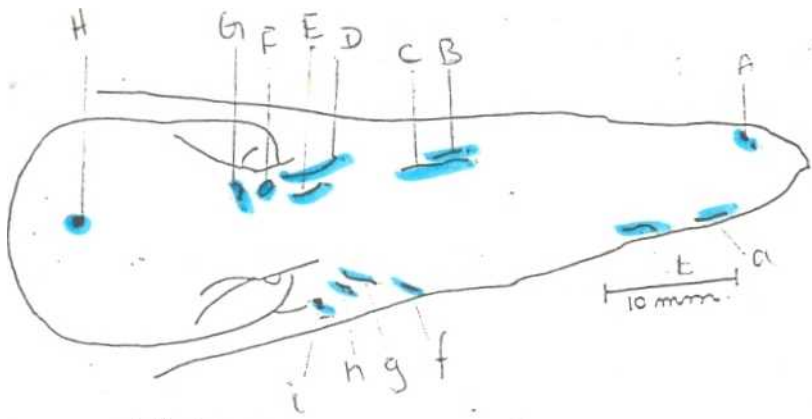


Analysis of the parallel rip marks on the hill: summary

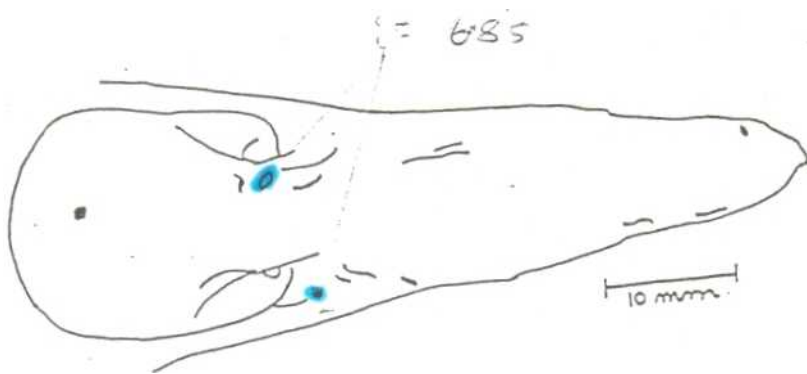
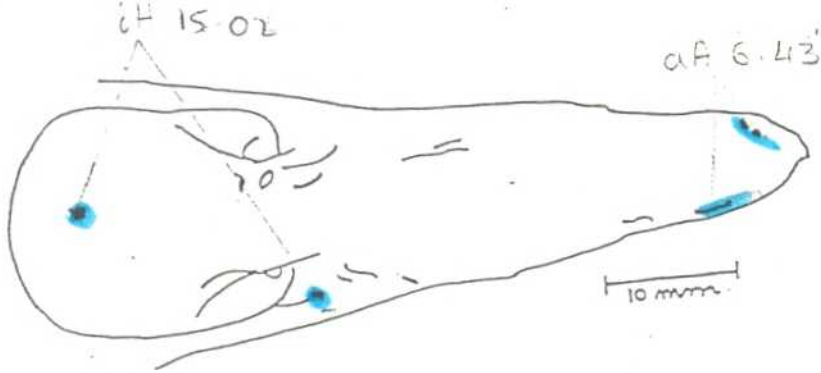
CHICK 4:

left side of the bill:	AG	6.80	=>	stoat
	BH	5.32	=>	stoat
	AH	9.50	=>	ferret
	ED	5.26	=>	stoat
	BG	5.32	=>	stoat
	AC	11.81	=>	ferret
	EC	9.04	=>	ferret
right side of the bill:	AC	5.57	=>	stoat
	EH	10.53	=>	ferret
	AE	12.29	=>	ferret
	FG	4.30	=>	stoat
	CH	7.01	=>	stoat
	AH	11.23	=>	ferret
	CE	7.53	=>	stoat
cross-over:	GC	7.56	=>	stoat
	CA	7.72	=>	stoat
	ML	7.03	=>	stoat
	AE	7.06	=>	stoat
	EF	8.23	=>	stoat
	KL	7.34	=>	stoat
	DC	6.88	=>	stoat

CHICK 3 TOP VIEW OF THE BILL FOR 'CROSS-OVER' ANALYSIS



iH 15.02 => cat
aA 6.43 => stoat



iF 6.85 => stoat

