
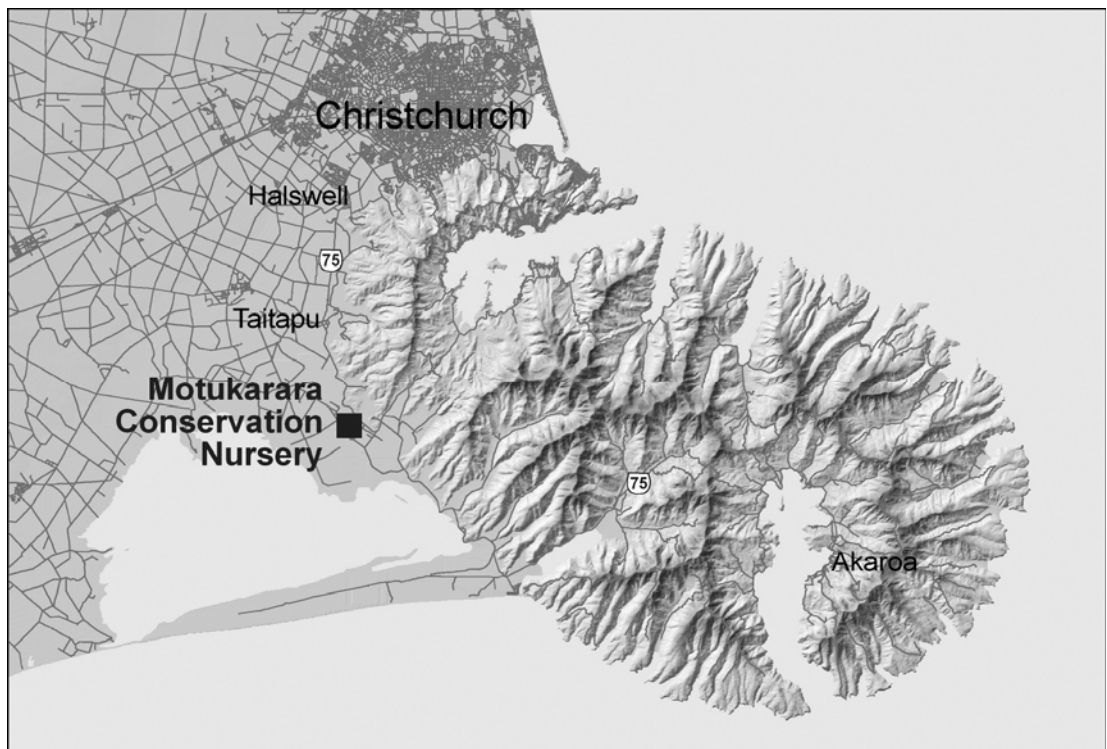


Motukarara Conservation Nursery Plant List Canterbury Native Plants



All the native plants in this plant list are propagated from seeds collected from native remnants of the Canterbury region.

For a list of the plants available for sale, prices, containers, discounts and conditions of sale, consult our 'prices and order form' which is available from the nursery or on the Department of Conservation's website: www.doc.govt.nz/conservationnursery

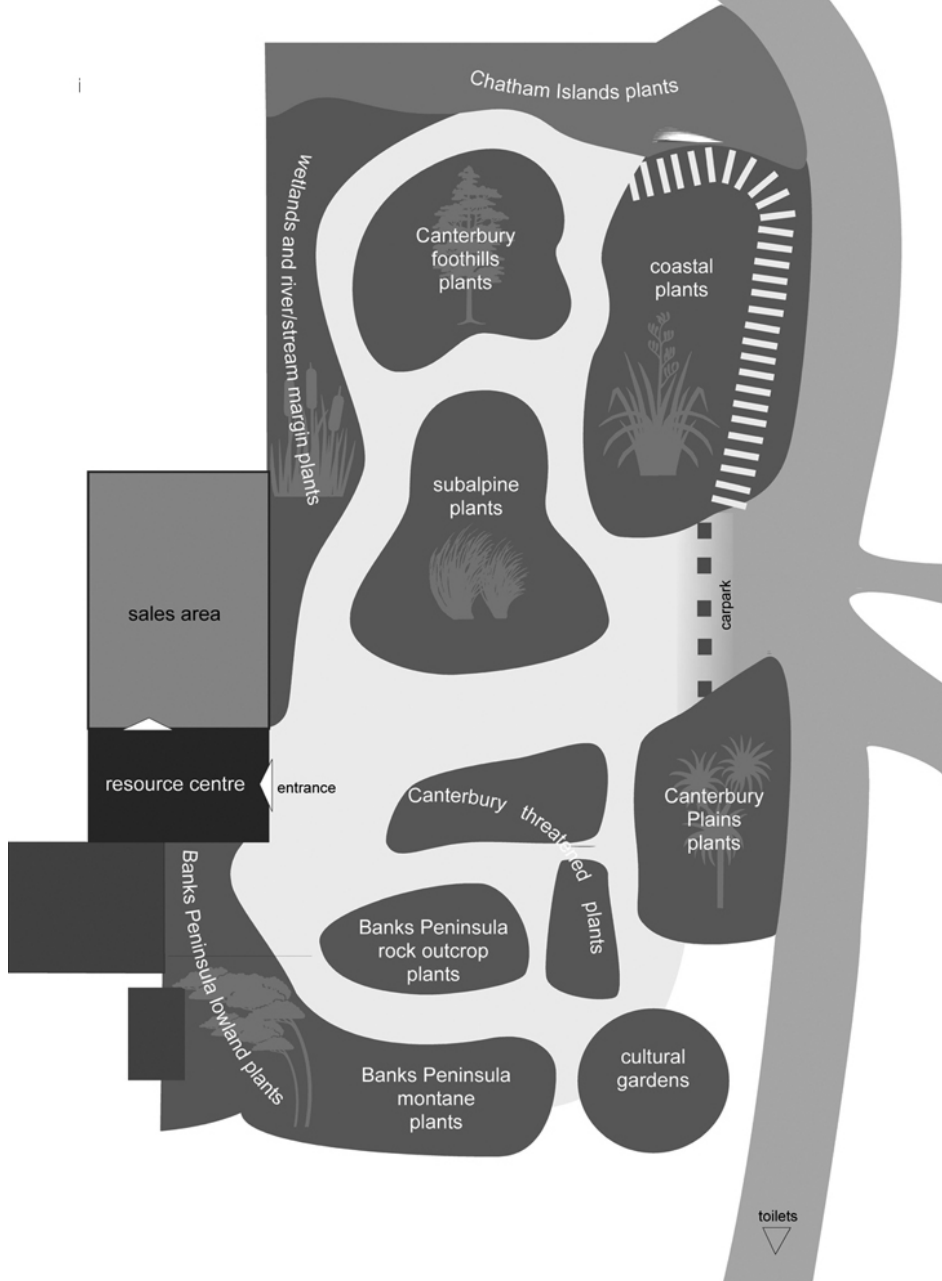


Motukarara Conservation Nursery

Motukarara
RD2
Christchurch
Phone +64 3 329 7846
Fax +64 3 329 7041
motukarara@doc.govt.nz

New Zealand Government

display gardens



Creating a native garden

Planning

Planning a native garden

- Visit a nearby reserve (e.g. Riccarton Bush / Putaringamotu) or a patch of native forest and observe the planting associations, height, colour and shape of the different species.
- Choose an area of your garden where native plants can grow naturally without obstructing long term sun or views or interfering with power lines, driveways etc.
- Draw a plan of the area you want to plant, showing existing trees, paths, services (underground), power lines etc.
- Try to picture your native garden in five to ten years time and think about other native plants that you would like to plant when the canopy closure will be able to provide frost and wind protection to other species such as ferns and frost-tender plants.
- Place your plants in groups with a spacing between the larger trees of 2.5 metres - 3 metres, and between the small trees, shrubs and herbs of 1.5 metres - 2 metres.
- The final plan should show the name and location of each plant. This will help you to place your plants at planting time.

Preparing

Site preparation

- Preparation of the planting site is essential for plant growth and survival and should be done well before planting.
- For the average home garden situation, removal of the grass cover will be best in the long term.
 - cut / mow lawn or grass area
 - mark out the area to be planted
 - lift turf out by cutting pieces 1.5 spade widths wide (place cut pieces outside the area)
 - use lifted turf squares for composting or cut them in half and place them, inverted, around the trees after planting
 - add well-rotted manure or compost
 - aerate soil by forking or digging
 - keep the site weed free until planting time.
- Remember - native trees don't compete favourably for moisture and nutrients with invasive weeds.

Planting

Time of planting

- The best times of the year for planting are during the autumn months of April to May or late winter - spring (August - September).
- Planting outside the cooler winter months means that an intensive watering programme may be required to keep plants alive.
- Planting should be avoided on bright sunny days or excessively windy days.

Planting

Before planting make sure that the site is moist but not water saturated.

- Keep the plants cool and moist until you are ready to plant.
- Mark with a stake where the plants are going to be planted.
- Dig a hole wide and deep enough for the plant roots to spread out.
- Remove plant from pot by inverting the pot and holding the soil with the palm of one hand and gently tapping the pot on something hard.
- If the roots are evenly spread place plants straight into planting hole (or cut the root ball with a knife down the length of the roots).
- Cover the roots with fine soil, firming layer by layer.
- Plant at same depth in the soil as the soil line at the base of the stem in the pot.
- Leave the surface with a loose texture and water thoroughly.

After care

Until the plants are established (2 to 3 years) and start shading and covering the ground, it might be necessary to control weeds and replace mulch. Once a cover is established and disturbance of the ground has been discontinued, spontaneous germination of natives might occur.

When the planted trees and shrubs have reached sufficient height and spread to provide shelter and shade (approximately 3 years), more tender plants can be planted underneath e.g. ferns, pigeonwood, kawakawa, māhoe etc.

Caring

Mulching

Native trees and shrubs grow naturally in forest with a deep litter mulch of decaying vegetation, leaves etc.

After planting, spread wet newspapers, cardboard, old carpet (wool) etc. and cover with wet straw, bark chips (untreated) or compost (90 -120 mm depth) to protect roots, trap moisture and control or suppress weeds. Keep mulch away from the stems of the plants.

Watering

If planting practices have been followed and mulch applied, watering will only be necessary in dry hot conditions, and should be done thoroughly but not often (once a week maximum).

simple steps to success



plan



Think about your purpose for planting

Choose the right plant for the right site

prepare

Clear the site



Add manure or compost



Aerate the soil



plant

Plant in autumn or late winter/spring



too small

too shallow

too deep


just right

Dig the right size hole

protect

















Mulching keeps weeds down



Water

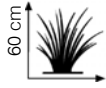
More detail on planting can be found in the Motukarara Nursery Plant Catalogue and in *Protecting and restoring our natural heritage*.

Use these symbols to choose the right plant for the right place.

Growth form + heights		Display gardens	
	Medium trees		Banks Peninsula
	Large trees		Canterbury Plains
	Dense bush		Coastal
	Small trees or shrubs		Canterbury foothills
	Grass-like		Wetland, river/ stream margin
	Groundcovers		Subalpine
	Spreading shrubs		
	Slender trees		

If you are uncertain as to which species to select, visit our native ecological gardens outside the Motukarara Conservation Nursery. These gardens are within the Motukarara Domain and are therefore available for viewing at any time. They include interpretation and displays of plants of Banks Peninsula, Christchurch, the Canterbury Plains, the foothills forest, coastal forest and the subalpine areas of Canterbury.

Ground covers and alpine plants



Aciphylla aurea


Yellowish-green leaves (60 cm long) with a sharp point. Flower stem of up to 1 m, with masses of white flowers.

golden Spaniard/taramea



Aciphylla scott-thomsonii

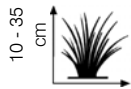
The tallest of the speargrasses. Yellowish margin and glaucous leaves up to 1 m long and flower stems 3 m tall.



Aciphylla subflabellata

Speargrass with fine, narrow, pale brown to greenish-brown leaves

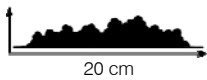
Spaniard/taramea



Astelia nervosa

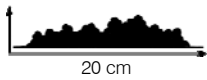
Pale tussocky tufts 10 – 35 cm tall, forming clumps 1 m across. Silver leaves stiffly arching.

kakaha



Brachyglottis lagopus

Rosette herb. Round coarse hairy leaves. Yellow daisy type flowers.



Bulbinella angustifolia

Small herb with fleshy thick roots. Yellow flowers (1cm across). Leaves up to 60 x 1 - 1.5 cm.

Māori onion



Celmisia semicordata

Large mountain daisy. Leaves large and leathery. Flowers 5-12 cm across.

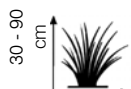
Silvery cotton daisy



Celmisia mackauii

Large impressive plant. Leaves up to 50 cm long. White daisy flowers, 5 cm across. Found in rocky places around Akaroa.

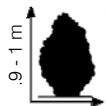
Akaroa daisy



Dianella nigra


Plant similar to a miniature flax. Leaves 30 - 90 cm arranged in a leafy fan. Berries from blue-purple to pale blue. Found on stream banks and sunny hillsides.

tūrutu/blueberry



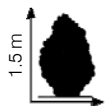
Hebe cupressoides

Symmetrical rounded shrub, 1 - 1.2 m in height, with bright green branchlets. A cypress-like appearance.



Hebe macrantha

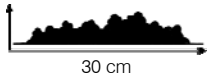
Shrub (60 cm in height) with pale green rigid leaves and beautiful white flowers.



Hebe odora

Bright green leaves, glossy fragrant white flowers crowded at branch tips. Grows up to 1.5 m tall.





Hebe pinguifolia

Low shrub often sprawling. Thick bluish leaves, often with reddish margins.



Hebe subalpina

Free-flowering shrub with shining green foliage. Hardy, sun or shade. (90 cm - 1.5 m).



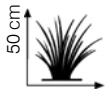
Heliohebe lavaudiana

Small shrub (up to 40 cm tall). Finely toothed, red-margined leaves. Pink flower buds and white flowers. Endemic to Banks Peninsula.



Hypericum gramineum

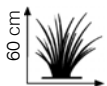
Small herb with creeping stems and bright yellow flowers. Natural to lowland mountain grasslands and open ground.



Libertia ixioides

A densely tufted plant up to 50 cm tall. White flowers on a stem usually not above the foliage. Orange to yellow capsules. Common along stream banks, rock faces, open forest or scrub.

mikoikoi



Linum monogynum


Herbaceous plants about 60 cm high with short leaves and numerous white flowers.



Melicytus alpinus

Dense shrub forming cushion-like hummocks, up to 1 m tall. White berries. Natural to coastal to alpine areas of grassland, shrubland or scrub.

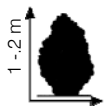
porcupine shrub



Metrosideros umbellata

Compact dense shrub (3 - 6 m tall). Dark green leaves, red flowers.

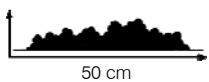
southern rātā



Podocarpus nivalis

Prostrated shrub spreading in all directions forming a good ground cover. Grows in almost any soil and situation. Fruit bright red.

snow tōtara



Ranunculus lyallii

Bold, saucer-shaped leathery leaves (shining green). Needs a deep, well drained, humus-rich soil. Shade or partial shade situation. Pure white flowers.

mountain lily, buttercup



Tetragonia implexicoma

Succulent sprawling herb. Flowers small and yellow with berry-like fruit.

native spinach/kōkihi



Climbers and scramblers

Brachyglottis sciadophila

A strong climber with pale green round leaves. Yellow flowers.
A rare plant in Canterbury and uncommon nationally.

climbing groundsel



Clematis afoziata

Tangled green-yellow stems, found sprawling on dry rocky open ground or climbing through shrubs. Flowers green-yellow, scented.



Clematis foetida

A sprawling plant with strong lemon-scented flowers.



Clematis marata

Scrambling clematis, generally through shrubs. Light green leaves with purple undersides. Small yellow flowers.



Clematis paniculata

Hardy woody climber with dark green shiny leaves. Large white flowers.

white clematis/puawānanga



Clematis quadribacteolata

A natural of grey scrub, frost flats and forest margins Best grown through a divaricating shrub.



Fuchsia perscandens

Climbing or scrambling plant. Dark purple berries.

climbing fuchsia



Parsonsia capsularis

Slender, many-branched climber. Dark green glossy leaves. Small white fragrant flowers.

native jasmine



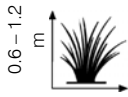
Passiflora tetrandra

A slender climber. Long glossy leaves. Flowers greenish-white. Fruit, showy orange berries.

NZ passion flower/kōhia




Grasses, rushes and sedges



Anemanthele lessoniana

Vigorous grass, forming large clumps 0.6 -1.2 m tall. Attractive flowing, drooping foliage.

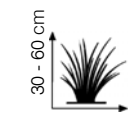
wind grass



Apodasmia similis

A rush-like plant 60 cm to 1 m tall with grey or yellowish green leaves. Grows naturally in salt marshes or wet dunes, but happiest in a moist soil.

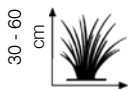
joint rush/oīoī



Baumea rubiginosa

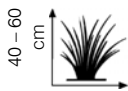
Open clumps 30 - 60 cm high, with stout culms. Leaves light green or blue-green. Spikelets red-brown. Natural to swamps, bogs and lake margins.

New Zealand sedge, twig rush



Bolboschoenus caldwellii

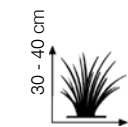
Perennial grass forming stiff clumps 30 - 60 cm tall. Natural to coastal sandy margins of lagoons, estuaries and waterways.



Carex buchananii

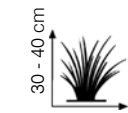
Dense tufted plant, 40 - 60 cm high, with reddish- brown leaves and erect habit.

Buchanan's sedge



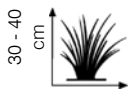
Carex comans

A low growing grass 30 - 40 cm tall, with pale green foliage. Plant with flowing habit (leaves spreading over the ground). Prefers a sunny open situation. Will stand dry conditions when established.



Carex coriacea

Summer-green perennial, with coarse, yellow-green, glossy tufts. Usually grown in damp seepages in grassland or on swampy river flats.



Carex diandra

Loose, slender wiry tufts. Pale or bright green leaves up to 40 cm long.



Carex dipsacea

Dense tufted grass, with reddish leaves. 30 - 70 cm tall. Naturally found in swamp margins, tussock grasslands or damp forests.

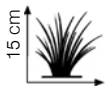


Carex flagellifera

Dense reddish tufts (0.5 - 1 m tall). Found in damp ground.

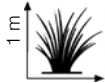
mānia






Carex flaviformis

Small sedge (15 cm tall) with flat green leaves. Usually found around lake margins and in swamps.



Carex forsteri

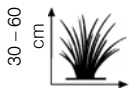
Large green/grey grass up to 1 metre tall, naturally occurring on riverbanks and forest margins.



Carex geminata

Bright green tufts (30 cm to 1 m tall). Wide leaves with rough cutting edges.

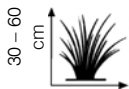
cutty grass/rautahi



Carex litorosa

Dense tufts, 30 – 60 cm tall. Pale to dark brown. Naturally occurring on coastal sandy tidal riverbanks or salt marshes.

sea sedge, delta sedge



Carex maorica

Light green tufts 0.5 m tall or more. Found in water margins of swampy lakes.

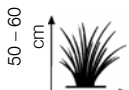
tussock sedge/pūrei



Carex secta

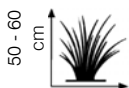
Large green to orange-green tussock. Drooping cutty edge leaves. Found in swamps and stream banks.

pūkio




Carex solandri

Attractive sedge 50 – 60 cm tall with yellow-green drooping foliage. Useful plant for planting under trees. Prefers moist soil, but tolerant of dry conditions for a limited period.



Carex tenuiculmis

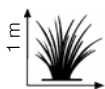
Brownish or bronze leaves. Medium size grass with slender flowering stems and narrow leaves.



Carex trifida

Large grass with numerous, attractive flower spikes. Prefers moist sites but drought resistant. Natural to Banks Peninsula coastal area.

tataki



Carex virgata

Dense light-green harsh tussock, to 1m tall. Found in swamps and stream banks.

swamp sedge



Chionochloa conspicua

Large green tussock 1.5 m or more tall. Base of each leafy shoot flattened. Attractive plumes.

hunangāmoho



Chionochloa rigida

Large green tussock; leaves tough and rigid.

narrow-leaved snow tussock/wī kura

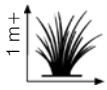




Chionochloa rubra

Dense, tufted, high tussock. Rigid reddish-tinted leaves. Lowland to sub-alpine. Found on poorly drained valley floors.

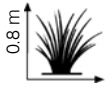
red tussock/haumata



Austroderia richardii

Coarse green tussock (1m+); flower heads to 2 – 3 m. Provides good shelter. Found from coastal to montane areas.

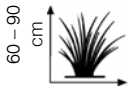
toetoe



Cyperus ustulatus

Clumps to 0.8 m tall. Leaves pale green. Stems tall, with dark brown, shining spikes.

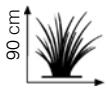
giant umbrella sedge



Ficinia spiralis

A plant of the coastal sand-dunes, 60 – 90 cm tall, with stiffly-arching leaves. Grows well in any well-drained soil in full sun.

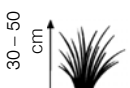
pīngao/golden sand sedge



Eleocharis acuta

Erect stems, green, often orange-tipped up to 90 cm tall. Widespread on stream and lake margins.


sharp spike-sedge



Festuca actae

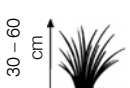
(Previously known as Banks Peninsula blue tussock). Small tussock (30 - 50 cm tall) with fine, blue-green foliage. Endemic to Banks Peninsula. Tolerates dry soil.

blue tussock



Festuca matthewsii

Small bluish-green tussock 15 – 40 cm tall. Fine smooth leaves.



Festuca novae-zelandiae


Erect, fawn tussock 30 - 60 cm tall, fine leaves.

fescue tussock




Gahnia procera

Deep green, shining foliage. Naturally found in the montane forests, bogs or scrub. Prefers a moist well-drained soil in a shady situation. Grass-like.



Ficinia nodosa

A 70 to 90 cm tall, stiff, rush-like plant. A natural of coastal banks and dunes.



Juncus caespiticus

Leafy, pale green tufts. Stems 10 – 30 cm tall. Naturally found in swampy places and wet dune hollows.



Juncus edgariae

Tight clumps usually 1 m tall. Lowland to montane, wet hollows, river and lake margins.

leafless rush/wīwī



Juncus kraussii var. australiensis

Dense or loose dark clumps 30 - 120 cm tall with flowers clustered at the tip. Naturally found in coastal damp sand areas, salt marsh or estuary margins.

sea rush





Juncus pallidus

Pale grey-green clumps 1 – 2 m tall. Found in swampy places, usually near the coast.


giant rush



Juncus sarophorus

Densely tufted, tussock-forming, blue-green perennial herb. Flowering stems 1-2 m tall.


giant rush



Microlaena avenacea

Grass with attractive pale green leaves and dainty flower stem. 40 cm tall. Ideal for planting under the shade of trees.

bush rice-grass



Poa cita

Dense tussock grass, forming clumps up to 90 cm tall. Ideal for a poor dry soil in an open situation.

silver tussock/wī



Poa colensoi

Green or blue tufts, with fine, rolled leaves.

blue tussock



Schoenoplectus pungens

Stout perennial forming open clumps 40 – 60 cm tall. Dull green triangular leaves. Salt marshes, sandy estuaries and brackish swamps.

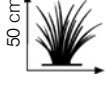
three square



Schoenoplectus tabernaemontani

Pale green, stiff erect clumps 1 - 2 m tall. Rivers, streams and pond margins (both fresh and brackish).

kōpupu, kuta



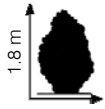
Uncinia uncinata

Green leafy tussock, 50 cm tall. Common in forest and scrub.

hook sedge



Small trees and shrubs (up to 5 m tall)



Aristotelia fruticosa

Low growing shrub up to 1.8 m. Showy white or pink berries. From lowland to subalpine forest.

mountain wineberry



Astelia fragrans

Green sword-like leaves in tussocky clumps, 1m across. Scented flowers.

bush lily



Carmichaelia australis

Broom-like shrub up to 3 - 4 m tall. Flowers white and purple. Widespread from lowland to montane, in wet and dry environments.

common native broom



Carmichaelia kirkii

A scrambling, rare native broom. Grown from seed located on the northern bays of Banks Peninsula. Found naturally on low stony or rocky banks.

climbing broom



Coprosma acerosa

Low growing prostrate or trailing shrub. Deep blue fruits. Naturally found at higher altitudes or coastal sand dunes.

sand coprosma



Coprosma areolata

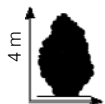
Shrub or small tree up to 5 m. Yellow-green leaves. Fruit black or dark purple.

thin-leaved coprosma



Coprosma brunnea

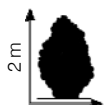
Brown green leaves, low-growing interlacing shrub. Pale blue fruit.



Coprosma crassifolia

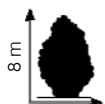
A many-branched, wiry shrub (4 m). Leathery, dark green leaves. Fruit yellow or white. Grows naturally in coastal areas and lower montane, especially on rocky ground.

thick-leaved coprosma



Coprosma intertexta

Bushy shrub up to 2 m tall. Fruits white to pale blue. Lowland and montane.



Coprosma linariifolia

Tall shrub or small tree (up to 8 m tall). Glossy dark green leaves, long and narrow. Fruit white, often flecked with blue.

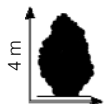
yellow wood



Coprosma lucida

Shrub or small tree (up to 5 m). Handsome large foliage with orange-red fruit. Good shelter plant.

karamū

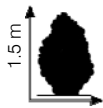


Coprosma obconica

Bushy shrub up to 4 m tall. Fruit yellowish white. Rare in Canterbury.

mikimiki





Coprosma propinqua

Bushy dark green foliage (1 – 5 m). Sometimes prostrate and mat-like on exposed stony coastal sites. Found on coastal lowlands, in swamps and on rocky cliffs.



Coprosma rhamnoides

Leafy shrub with brown minute branchlets. Fruit small dark red.



Coprosma rigida

Shrub up to 2 m tall. Thick leaves, sometimes stiff. Fruit white or yellow but sometimes orange. Widespread from lowland to montane, shrubland and forest margins.




Coprosma robusta

Fast growing to 3 m. Good shelter and nurse plant. Competes favourably with gorse. Laden with bright orange drupes.



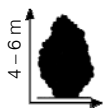
Coprosma rotundifolia

Shrub or small tree up to 5 m. Yellowish-green leaves often stained brown. Bright orange fruit.



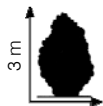
Coprosma rubra

Shrub up to 2 - 4 m tall. Reddish young branchlets. Fruit white.



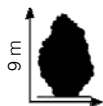
Coprosma tayloriae

Dense interlacing, twiggy shrub up to 4 – 6 m tall. Drupes white or dark purple. Common on mountain forests, scrubland and boggy places.



Coprosma virescens

Shrub to 3 m. Leaves pale green, thin, membranous, partly deciduous. Fruit white, translucent.



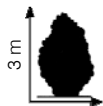
Coprosma wallii

Shrub or tree up to 9 m. Rigid divaricating branches. Blue or yellow fruit.



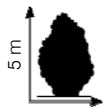
Corokia cotoneaster

Shrub with interlacing, dark branchlets, coppery-green leaves and bright yellow flowers, followed by orange or red berries.



Discaria toumatou

Spiny grey shrub with small, dark-glossy, green leaves; scented white flowers.



Hebe salicifolia

Fast growing shrub (5 m). Good shelter with showy white flowers.



Hebe strictissima

Native of Banks Peninsula. Shrub (2 m) with lightish-green leaves and purplish-white flowers.

mingimingi



karamū



round-leaved coprosma



red-stemmed coprosma



mikimiki



mikimiki



korokio



matagouri/tūmatakuru



koromiko





Hebe traversii

Bushy shrub (1 – 2 m). Dull pale green leaves. Small white flowers. Occurs naturally on banks and stream sides.

Niniao



Helichrysum lanceolatum

Shrub up to 3 m tall with light green leaves. Natural of coastal to montane shrubland. Hardy and suitable to dry rocky places.

prickly mingimingi



Leptecophylla juniperina

Shrub up to 4 m tall with dark brown bark, prickly stiff leaves. Flowers white.

prickly mingimingi



Leucopogon fasciculatus

Spreading shrub with brown to almost black bark. Fruit berry like drupes.

mingimingi



Macropiper excelsum

Shrub with broad heart-shaped leaves and blackish stems (1.8 m - 2 m). Sun or shade situation. Damaged by heavy frosts. Aromatic leaves and fruit.

kawakawa/pepper tree



Melicope simplex

Bush shrub with interlacing branchlets. Reddish-brown to dark brown black. White flowers. Glossy black seeds.

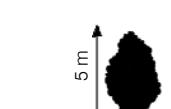
poataniwha



Melicytus micranthus

Light green shrub, 2 m tall. Branchlets slender and interlaced. Dark purple berries.

shrubby māhoe/manakura



Muehlenbeckia astonii

A dense, erect, bushy, interlaced shrub (1.2 - 2.4 m tall) with reddish-brown branchlets. Hardy and adaptable to almost any soil.

shrubby tororaro



Myrsine divaricata

Shrub or small tree (4 m). Stiff, weeping, interlaced branches. Heart-shaped leaves. Bright purple fruit.

weeping māpou



Neomyrtus pedunculata

Shrub or small tree with shiny pale whitish leaves. Flowers white. Fruit a small berry orange yellow.

rōhutu



Olearia adenocarpa

Shrub reaching 4 m with stout branches and fragrant flowers. Drought hardy.



Olearia avicenniaefolia

Spreading shrub (2.4 - 6 m) with showy sweetly-scented flowers. Tolerates very dry windy conditions. Hardy. Sea level to 900 m.

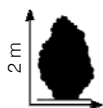
mountain akeake



Olearia bullata

Spreading shrub with narrow leaves. Flowers small white, scented. Common in the Canterbury mountains but rare on Banks Peninsula.





Olearia cymbifolia

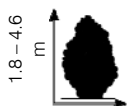
Shrub with thick leaves, margins rolled. Flowers white. Common in subalpine shrub.

shrub daisy



Olearia fimbriata


An evergreen shrub or tree up to 8 m tall. Leaves green-grey, top surface dull. Small, cream coloured flowers. Naturally found in scrub and montane forest.



Olearia fragrantissima

Erect shrub, reddish bark and pale green leaves. Scented flowers. Wind and drought resistant. Grows in the east of the South Island from Banks Peninsula southward.

akeake/fragrant tree daisy



Olearia ilicifolia

Spreading shrub 1.8 metres tall with greyish green leaves and white flowers. Prefers a cool shady situation

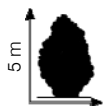
mountain holly



Olearia nummularifolia

Shrub with thick leaves with curved margins. Flowers white. Grows to around 2 m. Common in subalpine shrubland.


shrub daisy



Olearia paniculata

Bushy shrub or small tree (2.4 - 6 m) suited to dry soils and windy places. Fragrant flowers. Common in coastal areas.

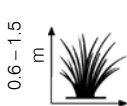
golden akeake



Ozothamnus leptophylla

Many-branched shrub (1.8 m); golden coloured leaves and stems. Attractive low shrub for poor, dry soils.


tauhinu/golden cottonwood



Phormium cookianum

Small flax. Pale green leaves. 60 cm to 1.5 m long flower with abundant nectar. Common from coastal to subalpine banks.

mountain flax/wharariki



Phormium tenax

Robust clumps of blue-green leaves (2 - 3 m). Flower stems up to 4 - 5 m tall. Adaptable to brackish swamps or dry, windy hillsides.

harakeke/N.Z. flax



Plagianthus divaricatus

A densely interlaced shrub, 1.2 - 2.4 m tall. Good shelter plant for areas with salt-laden winds or soils that are constantly wet from salt water.

saltmarsh ribbonwood



Pomaderris phyllicifolia* var. *ericifolia

Narrow, small dark green leaves. Cream coloured flowers. Native to the Canterbury Plains (north side of the Waimakariri River).

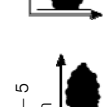
tauhinu



Pseudopanax colensoi

Shrub or small round tree. Dark green leaves. Dark purple fruit.

mountain five finger/orihou



Pseudopanax crassifolius

Small round-headed tree. Foliage variable at successive stages of growth, from lanceolate deeply-toothed leaves to linear oblong ones.

lancewood/horoeka

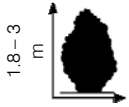




Pseudopanax ferox

Similar to lancewood (*P. crassifolius*). Smaller tree (3.6 – 5 m). Found naturally in very isolated and small populations.

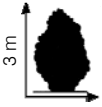
fierce lancewood



Pseudowintera colorata

Erect, branched shrub, 1.8 – 3 m tall. Yellow-green leaves blotched with red. Hardy. Sun or shade in a humus rich soil.

horopito/pepper tree



Raukaua anomalus

Bushy shrub, 3 m tall. Bright green leaves turning dark green later. Fruit fleshy at first, ripening to dark brown.



Sophora prostrata

Prostrated to low-growing bushy shrub with interlacing branches. Flowers orange to orange-yellow.

dwarf kōwhai

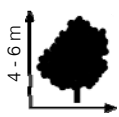


Teucrium parvifolium

Erect, closely branched shrub; branchlets square in cross section. Lowland forest, especially river flats. Rare and local.



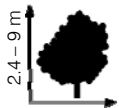
Trees (from 6 m to 24 m tall)



Alectryon excelsus

Handsome specimen tree (4 – 6 m) with shining pinnate leaves. Unusual jet-black seeds sitting in a bright fiery-scarlet fleshy cup. Good drainage essential. Tolerates only mild frosts.

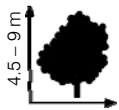
tītoki/New Zealand ash



Aristotelia serrata

Small tree (2.4 - 9 m), deciduous in cold districts. Fast growing. Good shade tree with handsome foliage and flowers. Large dark berries (red almost black).

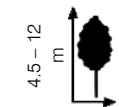
wineberry/makomako



Carpodetus serratus

Small to medium size tree (4.5 - 9 m). Dark green leaves with a light marbled surface. Masses of white flowers. Found in coastal to lowland mountain forest and stream-sides.

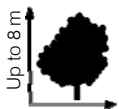
putaputāweta/marble leaf



Cordyline australis

Adaptable to either dry or swampy conditions. Attractive, especially when planted with other species.

cabbage tree/ti kōuka



Cordyline indivisa

Large-headed cabbage tree with broad leaves. Naturally found in the high rainfall regions and cool mountain forests. Needs a cool moist mist.

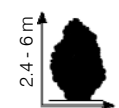
broad-leaved cabbage tree/tōi



Dacrycarpus dacrydioides

Tall tree, 24 - 48 m. Handsome mature foliage with a cypress-like form. Natural to valley floors and swamp forest. Best planted in moist situations.

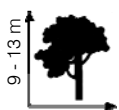
kahikatea/white pine



Dodonaea viscosa

Fast growing, erect shrub or small tree (2.4 - 6 m). Good foliage tree (pale green) with ornamental seed capsules. Prefers well drained soil. Frost-tender when young.

akeake



Elaeocarpus dentatus

Round-headed tree with handsome foliage and flowers. Long juvenile stage with attractive leaves. Sunny or semi-shade position in a good loamy soil.

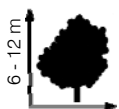

hīnau



Elaeocarpus hookerianus

Leafy tree, 6 - 12 m tall. Pale grey corky bark and attractive white flowers. Long juvenile stage with slender interlacing branchlets and diverse shapes.

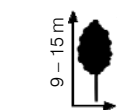
pōkākā



Fuchsia excorticata

Deciduous, spreading tree, 6 - 12 m tall with brown, peeling bark and purplish-red flowers. Hardy to almost any situation. Fire resistant.

fuchsia, tree fuchsia/kōtukutuku



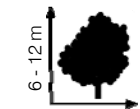



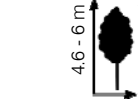



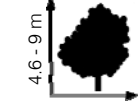

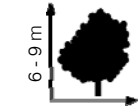











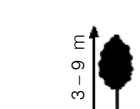



Griselinia littoralis

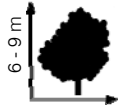
Round-headed branching tree (9 - 15 m) with glossy, green leaves. Grows from sea level to 1060 m. Tolerant of almost any soil or situation.

broadleaf/pāpāuma



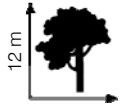
	<p><i>Griselinia lucida</i> Spreading tree from 2.4 m to 5 m in height with large foliage and glossy leaves. Tolerant of sun or shade and mild frosts. Found in Banks Peninsula coastal areas.</p>	<p>Puka </p>
	<p><i>Hedycarya arborea</i> Medium sized tree (6 m) with a rather erect habit and fine, dark green leaves. Colourful fruit (orange-red) 25 mm long. Good specimen tree in smaller places.</p>	<p>pōporokaiwhiri/pigeonwood </p>
	<p><i>Hoheria angustifolia</i> Slender neatly-shaped tree (up to 6 m tall). Pure white flowers in clusters. Finely pointed shining leaves.</p>	<p>narrow-leaved lacebark/houhi, puruhi </p>
	<p><i>Hoheria lyallii</i> Deciduous tree (up to 9 m) with showy, white flowers. Needs a cool and moist climate. Foliage turns yellow during autumn.</p>	<p>mountain ribbonwood/houhere </p>
	<p><i>Kunzea ericoides</i> Shrub or tree (6 - 15 m). Coloniser of dry exposed ground. Showy flowers. Resistant to mānuka blight.</p>	<p>kānuka </p>
	<p><i>Leptospermum scoparium</i> Shrub or small tree (3.6 - 4 m) with pure white flowers. Ideal nursery crop for an infertile, poorly drained soil.</p>	<p>mānuka/tea tree </p>
	<p><i>Lophomyrtus obcordata</i> Shrub or small tree (2.4 - 6 m) with heart-shaped leaves. Good shelter plant.</p>	<p>rōhutu </p>
	<p><i>Meliccytus ramiflorus</i> Large shrub or small tree (6 - 9 m). Attractive foliage and berries. Specimen or shade tree.</p>	<p>māhoe/whiteywood </p>
	<p><i>Metrosideros umbellata</i> Tree with papery bark and red flowers. Slow growing with a long period before flowering. Prefers a well-drained soil.</p>	<p>southern rātā </p>
	<p><i>Myoporum laetum</i> Shrub or small tree (2.4 - 9 m). Shiny, bright green leaves. Young plants are frost-tender. Grows in poor, dry soils.</p>	<p>ngaio </p>
	<p><i>Myrsine australis</i> Handsome foliage plant (3 - 6 m). Fast growing. Good shelter plant. Black fruit.</p>	<p>red matipo/māpou </p>
	<p><i>Nothofagus fusca</i> Tall tree with large reddish leaves and dark brown bark.</p>	<p>red beech/tawhairaunui </p>

	<p><i>Nothofagus solandri</i> Symmetrical specimen, 9 - 12 m tall. Hardy and adaptable to different soil conditions.</p>	<p>black beech/tawhairauriki </p>
	<p><i>Nothofagus solandri</i> var. <i>cliffortioides</i> Tree with graceful spreading branches and ovate leaves. Bark smooth.</p>	<p>mountain beech/tawhairauriki </p>
	<p><i>Pennantia corymbosa</i> Slender, rounded tree (4.6 - 6 m) with dark green, glossy leaves and fragrant white flowers followed by juicy fruits relished by birds. Distinct juvenile stage (approx. 20 years).</p>	<p>kaikōmako </p>
	<p><i>Pittosporum eugenioides</i> An erect or spreading small tree (3.6 - 6 m) with long, glossy leaves. Strongly-scented flowers. Quick growing and good shelter plant.</p>	<p>lemonwood/tarata </p>
	<p><i>Pittosporum tenuifolium</i> Small tree (4.6 to 9 m). Fast growing. Excellent shelter with attractive foliage and fragrant flowers.</p>	<p>kōhūhū </p>
	<p><i>Plagianthus regius</i> Medium to large, spreading, deciduous tree (6 - 9 m); showy flowers. Wind resistant.</p>	<p>ribbonwood/manatu </p>
	<p><i>Podocarpus cunninghamii</i> Tree reaching 20 m. Thin flaky bark. Occurs naturally above 450 m.</p>	<p>Hall's tōtara </p>
	<p><i>Podocarpus totara</i> Large erect tree (24 - 30 m). Bark thick and stringy. Slow growing. Hardy and adaptable to almost any soil situation.</p>	<p>tōtara </p>
	<p><i>Prumnopitys taxifolia</i> Handsome tree (up to 24 m or more) with distinctive foliage and trunk.</p>	<p>matai/black pine </p>
	<p><i>Pseudopanax arboreus</i> Small and handsome foliage. Scented flowers and purplish fruit. Wind resistant. Sea level to 760 m.</p>	<p>five finger/whauwhaupaku </p>
	<p><i>Raukaua edgerleyi</i> Tree with aromatic and attractive foliage. Flowers greenish. Prefers a shady position.</p>	<p>raukawa </p>
	<p><i>Rhopalostylis sapida</i> A medium size palm 3 to 9 m. Prefers a rich moist deep soil, sheltered from the wind and direct sun with only mild frosts. Grown from Banks Peninsula seed sources..</p>	<p>Nikau </p>
	<p><i>Schefflera digitata</i> Low growing tree (up to 8 m). Large leaves, sharply-toothed and thin. Fruit a violet drupe. Found in forest and wet places.</p>	<p>patē/seven finger </p>



Sophora microphylla


A tree (6 - 9 m) with small leaflets (less than 8 mm) and richly coloured flowers. Long juvenile stage (10 - 17 years). Survives in very exposed conditions.



Streblus heterophyllus

Tree 12 m. Bark whitish-grey. Leaves up to 4 cm on adult form. Red drupes 4 mm.

kōwhai



milk tree/tūrepo



Recommended plants

Use these plants for the best results in these situations.

For shelter

Anemanthele lessoniana
Coprosma acerosa
Coprosma crassifolia
Coprosma propinqua
Coprosma rigida
Coprosma robusta
Coprosma virescens
Corokia cotoneaster
Cortaderia richardii
Dodonaea viscosa (coastal)
Griselinia littoralis
Hebe salicifolia
Kunzea ericoides
Leptospermum scoparium
Melicope simplex
Muehlenbeckia astonii
Olearia avicenniaefolia
Olearia paniculata
Ozothamnus leptophyllus
Phormium cookianum
Phormium tenax
Pittosporum eugenioides
Pittosporum tenuifolium
Plagianthus divaricatus
Plagianthus regius

Fire resistant

(Useful for planting as a fire break)

Carpodetus serratus
Coprosma robusta
Fuchsia excorticata
Griselinia littoralis
Hebe salicifolia
Hebe strictissima
Hoheria angustifolia
Melicytus lanceolatus
Melicytus ramiflorus
Pittosporum eugenioides
Pseudopanax arboreus
Pseudopanax crassifolius

Erosion control

Aristolelia serrata
Austroderia richardii
Coprosma crassifolia
Coprosma tayloriae
Coprosma propinqua
Coprosma robusta
Dodonaea viscosa
Griselinia littoralis
Hebe salicifolia
Hebe strictissima
Kunzea ericoides
Leptospermum scoparium
Melicytus ramiflorus
Olearia
Ozothamnus leptophyllus
Phormium
Pittosporum
Plagianthus regius
Pseudopanax arboreus
Pseudopanax colensoi
Pseudopanax crassifolius
Sophora microphylla

Attracting birds

(F) - Fruit/seed, (N) – Nectar, (I) – Insects, (L) - Foliage

Alectryon excelsus (F)
Aristolelia (F; I)
Astelia (F; I)
Carpodetus serratus (F; I; L)
Clematis (N)
Coprosma (F)
Cordyline (F; N; I)
Corokia cotoneaster (F)
Dacrycarpus dacrydioides (F; I)
Eleocharis (F, I, L)
Fuchsia excorticata (F)
Griselinia littoralis (F; N; I; L)
Hebe salicifolia (I)
Hebe strictissima (I)

Hedycarya arborea (F, I)
 Hoheria (F; I)
 Kunzea ericoides (N; I)
 Lophomyrtus obcordata (F)
 Melicope simplex (F)
 Melicytus lanceolatus (N; I; L)
 Metrosideros umbellata (N)
 Myrsine (F; I)
 Myoporum laetum (F; I)
 Olearia (N; I)
 Phormium (F; N)
 Pittosporum (F; I)
 Plagianthus (F; I)
 Podocarpus (F)
 Prumnopitys taxifolia (F; I)
 Pseudopanax (F; N; I; L)
 Sophora (F; N; I)

Helichrysum bellidioides
 Libertia ixidioides
 Ranunculus lyallii
 Uncinia uncinata

Trees and shrubs:

Carpodetus serratus
 Coprosma linariifolia/ lucida /propinqua /robusta
 Griselinia littoralis
 Lophomyrtus obcordata
 Neomyrtus penduculata
 Macropiper excelsum
 Myrsine australis
 Myrsine divaricata
 Pittosporum eugenioides
 Pittosporum tenuifolium
 Pseudopanax arboreus
 Pseudopanax colensoi

Flowering plants

Aciphylla
 Celmisia
 Clematis
 Cordyline australis
 Hebe
 Helichrysum bellidioides
 Hoheria angustifolia
 Hoheria populnea var. lanceolata
 Kunzea ericoides
 Leptospermum scoparium
 Linum monogynum
 Melicytus
 Metrosideros umbellata
 Myrsine divaricata
 Olearia avicenniaefolia
 Olearia fragrantissima
 Ozothamnus leptophylla
 Parsonsia
 Pennantia corymbosa
 Plagianthus regius
 Ranunculus lyallii

For extreme situations

Plants that after a period of establishment are tolerant of: coastal (C), drought (D), or wet conditions (W).

Up to 1m tall:

Anemanthele lessoniana (D)
 Apodasmia similis (C)
 Bulbinella angustifolia (W)
 Carex buchananii (W)
 Carex flagellifera (W)
 Carex litorosa (C; D)
 Carex maorica (W)
 Carex secta (W)
 Carex solandri (W)
 Carex trifida (C)
 Carex virgata (W)
 Chionochloa rubra (W)
 Clematis afoliata (C; D)
 Cyperus ustulatus (W)
 Dianella nigra (D)
 Discaria toumatou (C; D)
 Festuca novae-zelandiae (C; D)
 Ficinia nodosa (C; W)
 Ficinia spiralis (C; D)
 Libertia ixiodes (D; W)
 Juncus (C; W)
 Leptinella squalida (D)
 Melicytus alpinus (D)
 Poa cita (C; D)

Shade tolerant

Ground covers:

Anemanthele lessoniana
 Astelia
 Carex forsteri
 Carex solandri
 Dianella nigra
 Fuchsia excorticata

2 to 3 m tall:

Austroderia richardii (C; D; W)
Coprosma crassifolia (C; D)
Coprosma propinqua (C; D; W)
Coprosma robusta (D)
Coprosma virescens (C; D)
Corokia cotoneaster (C; D)
Hebe salicifolia (C; D)
Hebe strictissima (C; D)
Muehlenbeckia astonii (C; D)
Olearia avicenniaefolia (C; D)
Olearia fragrantissima (D)
Ozothamnus leptophyllus (C; D)
Phormium cookianum (D; W)
Phormium tenax (C; D; W)

Trees 5 to 24 m tall

Cordyline australis (C; D; W)
Dacrycarpus dacrydioides (W)
Dodonaea viscosa (C; D)
Griselinia littoralis (C; D; W)
Leptospermum scoparium (C; D; W)
Kunzea ericoides (C; D)
Melicytus ramiflorus (C)
Myoporum laetum (C; D)
Olearia paniculata (C; D)
Pittosporum tenuifolium (C; D; W)
Plagianthus regius (D; W)
Sophora microphylla (C; D)

Motukarara Conservation Nursery bibliography and books

Bibliography

There are several pamphlets, publications and books that help to select and identify native plants for your project. The pamphlets and publications are available from the Nursery or the publishers, and the books from book sellers or libraries. The list is only a summary of the reference material available.

Pamphlets:

Attracting bush birds back to Christchurch, Christchurch City Council

Attracting lizards to your garden, DOC

Establishing shelter in Canterbury with nature conservation in mind. Environment Canterbury and Isaac Centre for Nature Conservation.

Flammability of native plant species. Rural Fire Service, NZ Fire Service, Forest Research.

Ka Kai a te kereru—a guide to food plants for kereru (kaupapa kereru)

Streamside planting guide. Christchurch City Council.

Tui tucker: attracting tui to your garden—Tui Restoration project

Publications:

Indigenous ecosystems of the Lyttelton Harbour Basin. (Meurk C. and Lynn I.) Lucas Associates, Christchurch, 2000.

Indigenous ecosystems of Otautahi Christchurch. Sets 1-4. Christchurch - Otautahi Agenda 21 Committee. (Meurk C. and Lynn I.) Lucas Associates, Christchurch, 1997.

Native plant communities of the Canterbury Plains. (Katie Williams) 2005, Canterbury Conservancy, DOC.

Native plants native places—explore the ecology of Canterbury's native plants and animals. Motukarara Nursery education resource, 2008, Canterbury Conservancy, DOC.

Protecting and Restoring our Natural Heritage: A Practical Guide. (Davis M. and Meurk C.) 2001, DOC.

Books

The cultivation of New Zealand native grasses. (Metcalf, L.J.) Godwit Press, 1991.

The cultivation of New Zealand plants. (Metcalf, L.J.) Godwit Press, 1993.

The cultivation of New Zealand trees and shrubs. (Metcalf, L.J.) Reed Publishing, 1991.

Going native. (Spellerberg I. and Given D.) Canterbury University Press, 2004.

Native forest restoration: a practical guide for landowners. (Porteous T.) Queen Elizabeth II National Trust, 1993.

The native garden: design themes from wild New Zealand. (Gabites, I. and Lucas, R.) Godwit Press, 1998.

Native New Zealand flowering plants. (Salmon, J.T.) Reed Publishing, 1991.

Small-leaved shrubs of New Zealand. (Wilson H. and Galloway T.) Manuka Press, Christchurch, 1993.

Wetland Plants in New Zealand. (Johns, P.N. and Brook, P.). Manaaki Whenua Press, 1998.

