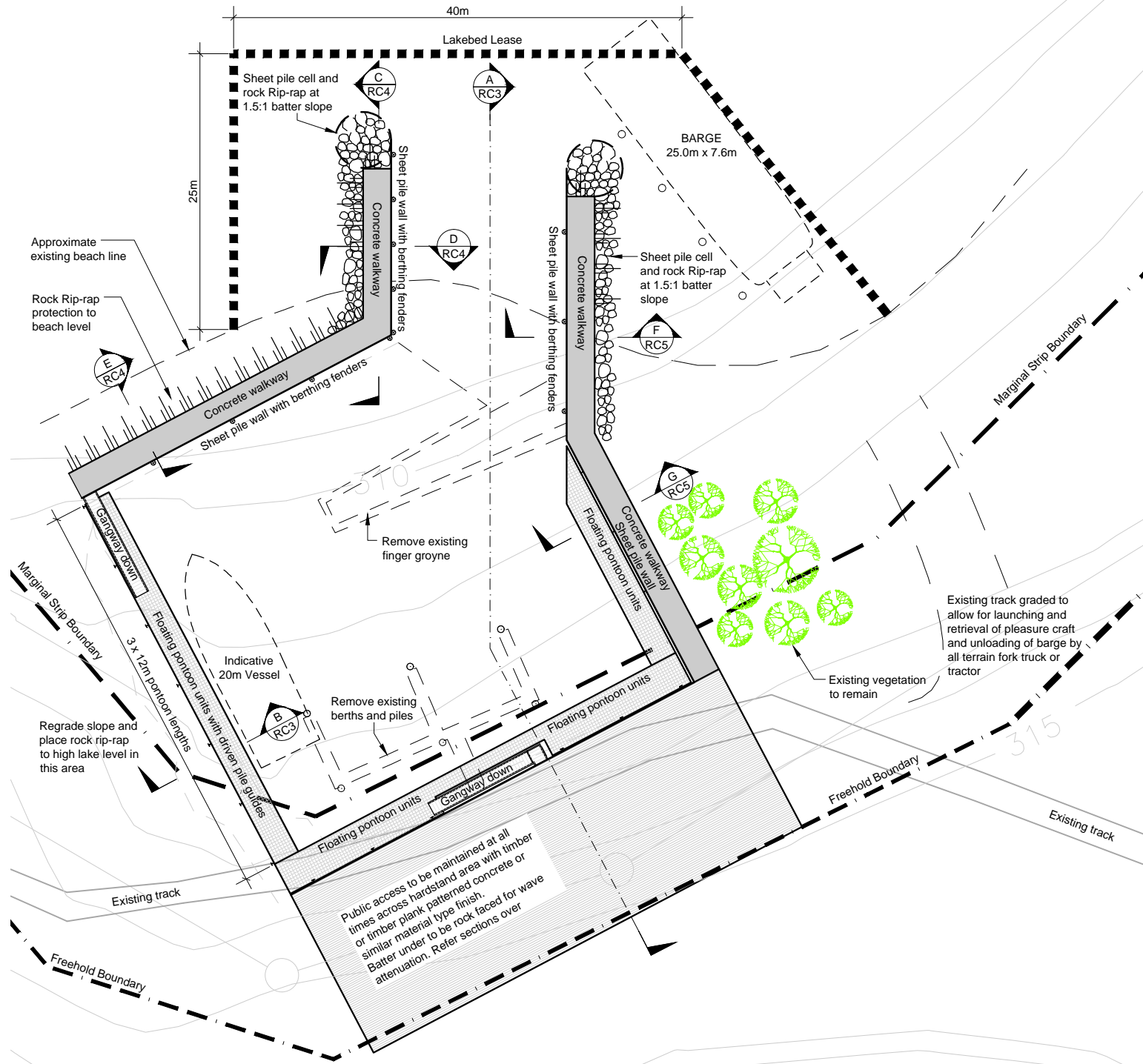
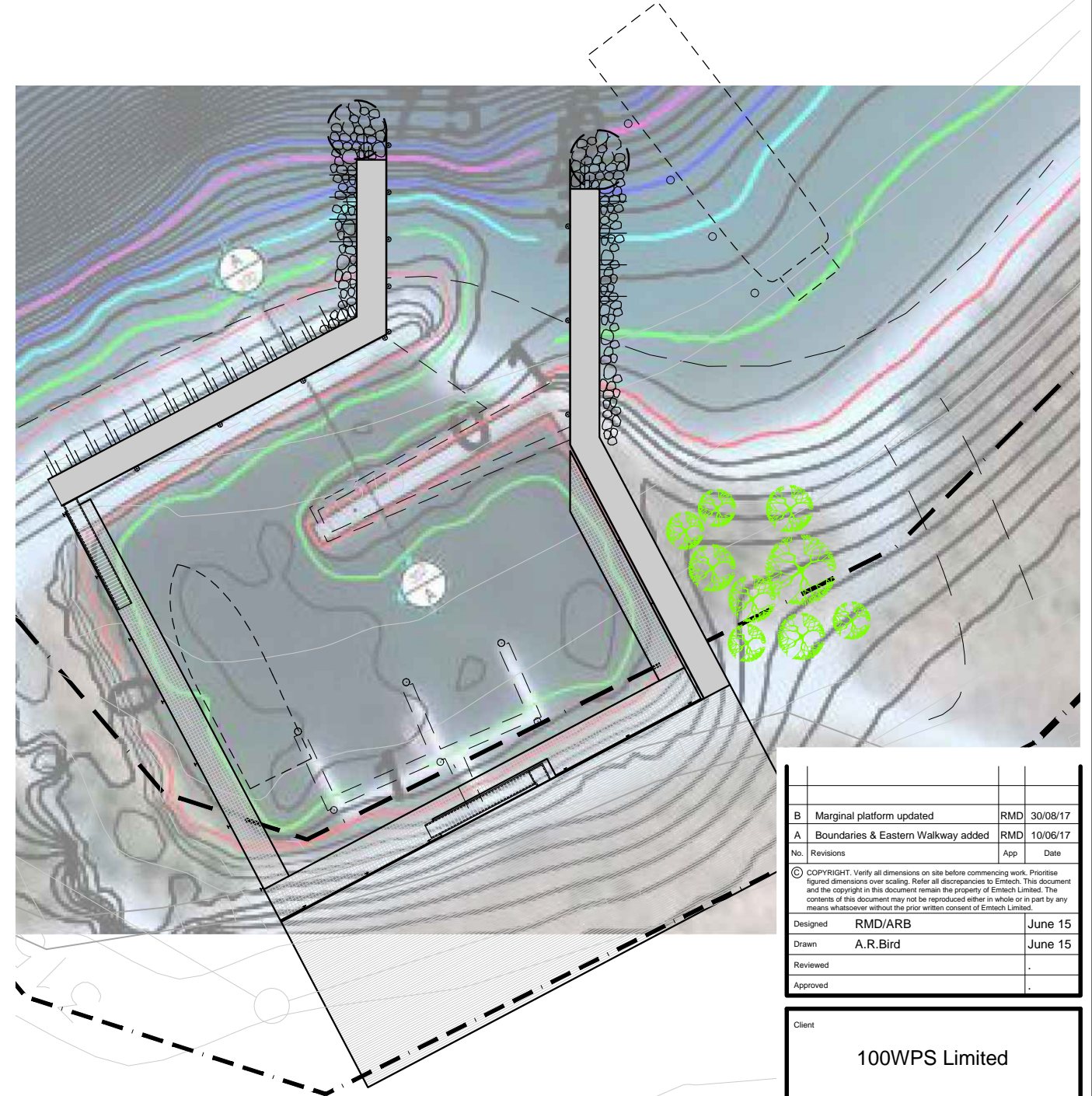




ORIGINAL SIZE mm
A1



PROPOSED MARINA DEVELOPMENT
1:250 at A1
1:500 at A3



PROPOSED LAYOUT OVER BATHYMETRY (eCoast S.MEAD REPORT)

1:250 at A1
1:500 at A3

No.	Revisions	App	Date
B	Marginal platform updated	RMD	30/08/17
A	Boundaries & Eastern Walkway added	RMD	10/06/17
<small>© COPYRIGHT: Verify all dimensions on site before commencing work. Prioritise figured dimensions over scaling. Refer all discrepancies to Emtech. This document and the copyright in this document remain the property of Emtech Limited. The contents of this document may not be reproduced either in whole or in part by any means whatsoever without the prior written consent of Emtech Limited.</small>			
Designed	RMD/ARB		June 15
Drawn	A.R.Bird		June 15
Reviewed			
Approved			

Client	100WPS Limited		
Project	WALTER PEAK MARINA REDEVELOPMENT LAKE WAKATIPU		
Sheet Title	PROPOSED LAYOUT PLAN		

emtech
Engineering & Marine Consultants

PO Box 681, Dunedin 9054 - 03 477 2836 - www.emtech.co.nz

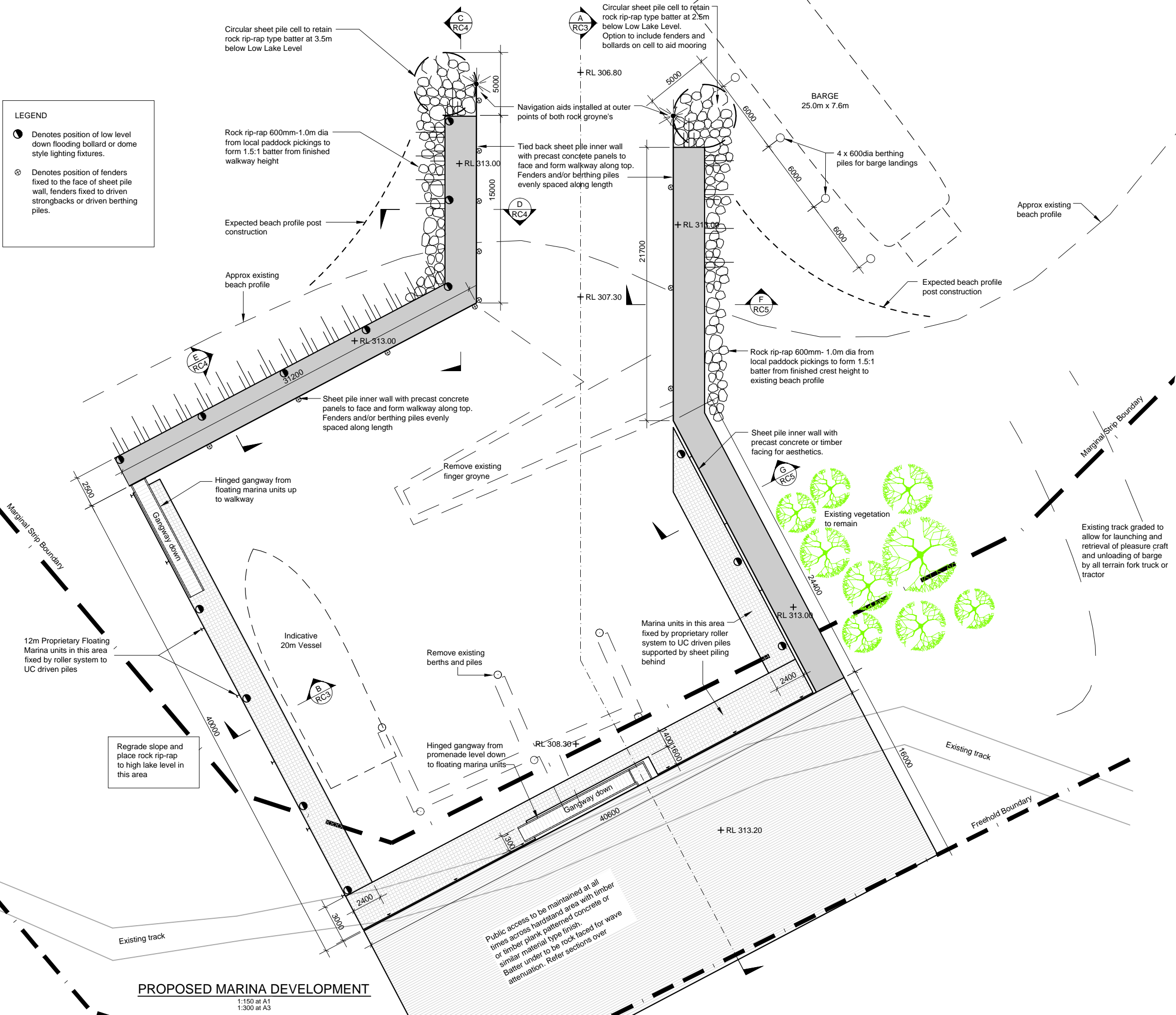
Project	Drawing	Revision
17015	RC1	B



LEGEND

- Denotes position of low level down flooding bollard or dome style lighting fixtures.
- ⊗ Denotes position of fenders fixed to the face of sheet pile wall, fenders fixed to driven strongbacks or driven berthing piles.

ORIGINAL SIZE mm
A1
300
200
100
50
20
10
0



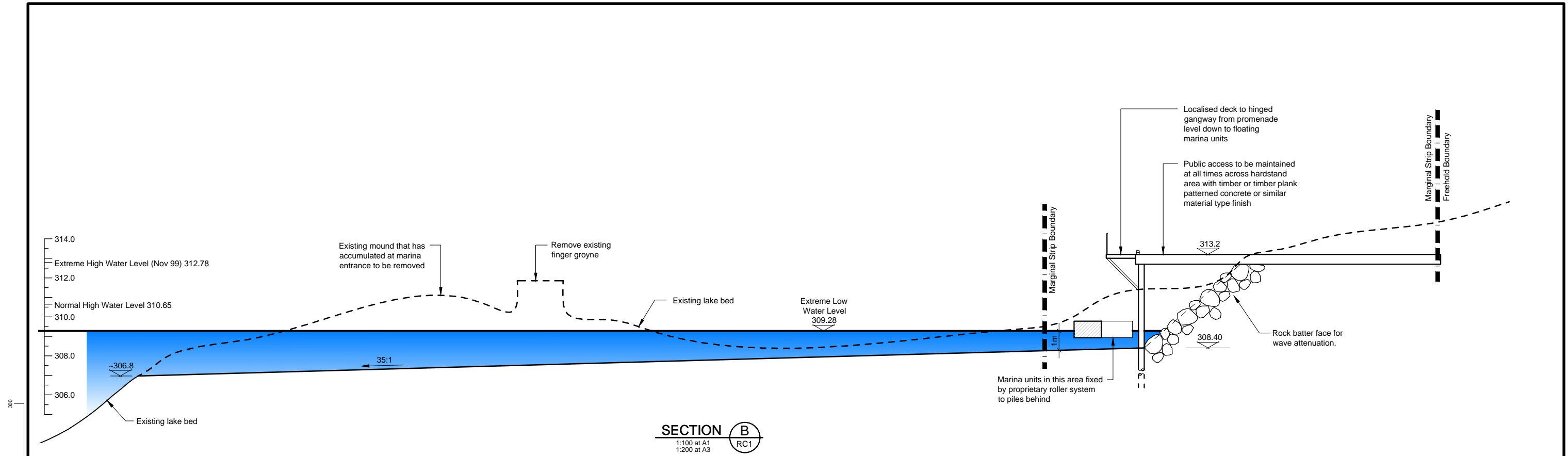
B	Marginal platform updated	RMD	30/08/17
A	Boundaries & Eastern Walkway added	RMD	10/06/17
No.	Revisions	App	Date
© COPYRIGHT: Verify all dimensions on site before commencing work. Prioritise figured dimensions over scaling. Refer all discrepancies to Emtech. This document and the copyright in this document remain the property of Emtech Limited. The contents of this document may not be reproduced either in whole or in part by any means whatsoever without the prior written consent of Emtech Limited.			
Designed	RMD/ARB		June 15
Drawn	A.R.Bird		June 15
Reviewed			
Approved			

Client	100WPS Limited		
Project	WALTER PEAK MARINA REDEVELOPMENT LAKE WAKATIPU		
Sheet Title	PROPOSED LAYOUT PLAN		

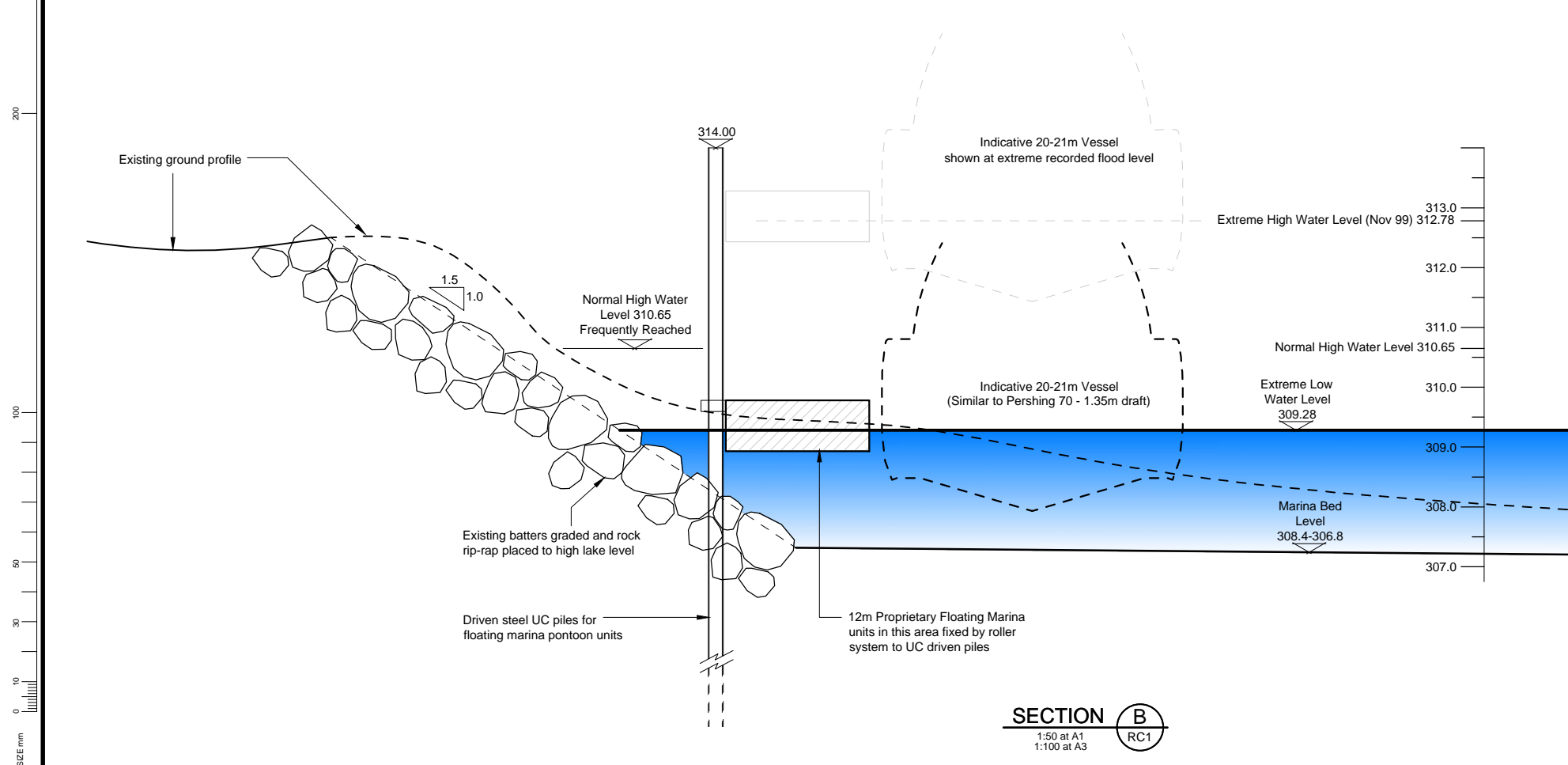
emtech Engineering & Marine Consultants		
PO Box 681, Dunedin 9054 - 03 477 2836 - www.emtech.co.nz		
Project	Drawing	Revision
17015	RC2	B

PROPOSED MARINA DEVELOPMENT

1:150 at A1
1:300 at A3



SECTION B
1:100 at A1
1:200 at A3
RC1



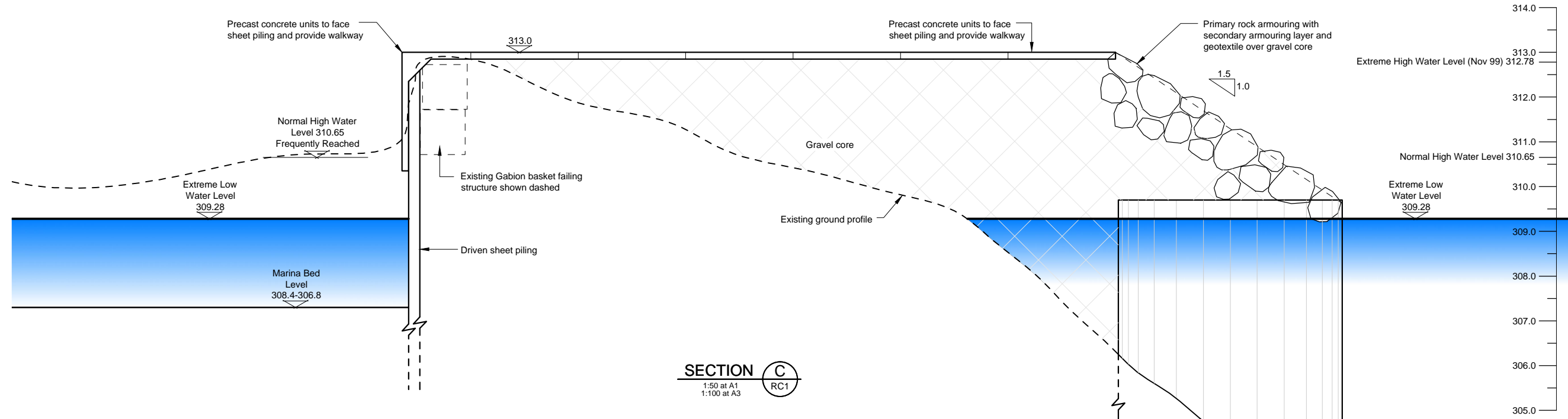
SECTION B
1:50 at A1
1:100 at A3
RC1

No.	Revisions	App	Date
B	Marginal platform updated	RMD	30/08/17
A	Boundaries added	RMD	10/06/17
<small>© COPYRIGHT: Verify all dimensions on site before commencing work. Prioritise figured dimensions over scaling. Refer all discrepancies to Emtech Limited. The contents of this document may not be reproduced either in whole or in part by any means whatsoever without the prior written consent of Emtech Limited.</small>			
Designed	RMD/ARB	June 15	
Drawn	A.R.Bird	June 15	
Reviewed			
Approved			

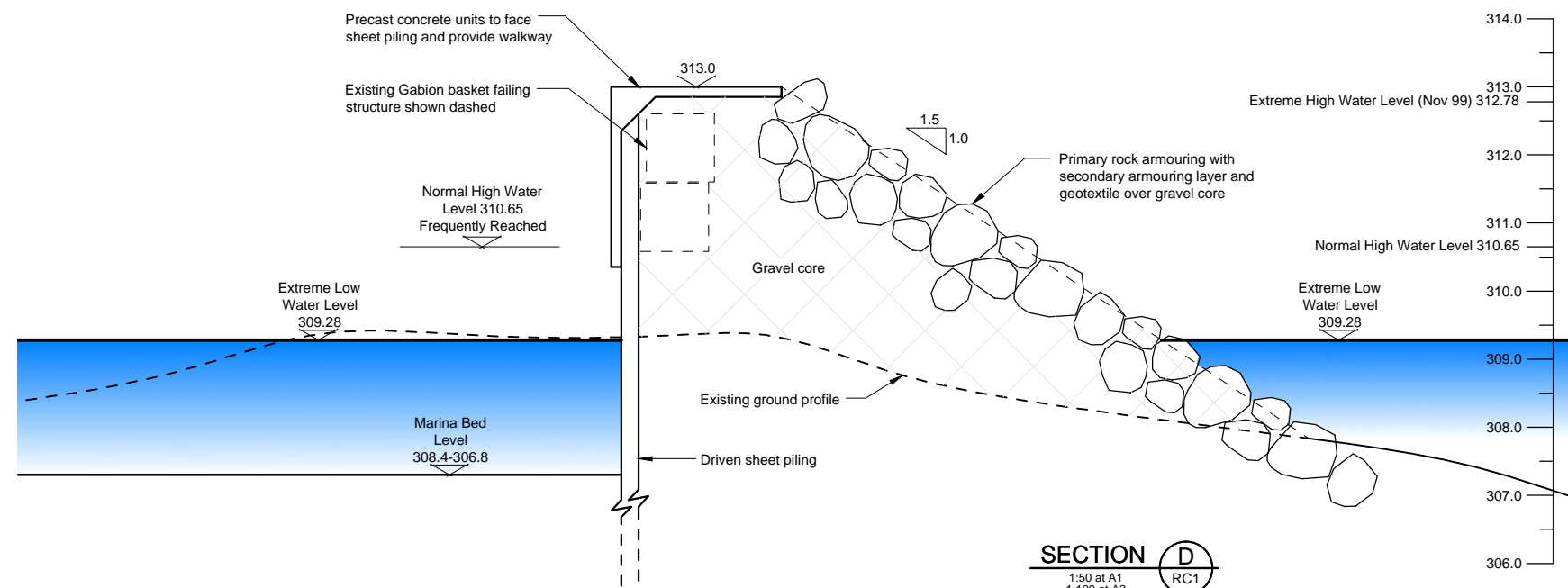
Client	100WPS Limited		
Project	WALTER PEAK MARINA REDEVELOPMENT LAKE WAKATIPU		
Sheet Title	TYPICAL MARINA SECTIONS		

emtech
Engineering & Marine Consultants
PO Box 681, Dunedin 9054 - 03 477 2836 - www.emtech.co.nz

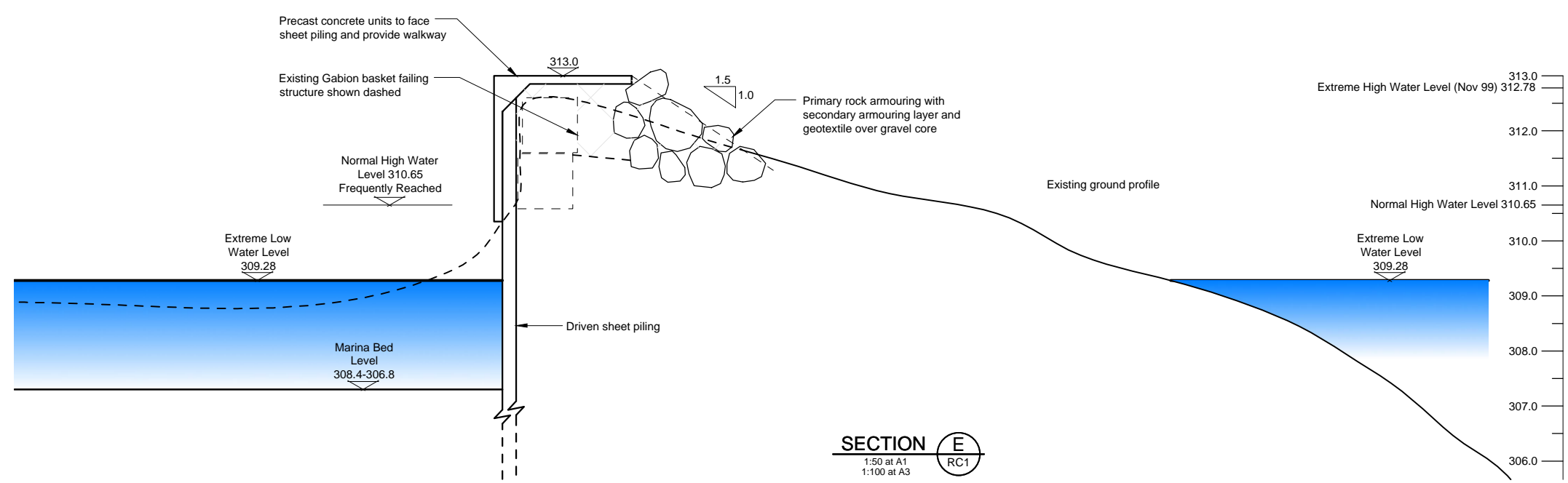
Project	Drawing	Revision
17015	RC3	B



SECTION C
1:50 at A1
1:100 at A3
RC1



SECTION D
1:50 at A1
1:100 at A3
RC1



SECTION E
1:50 at A1
1:100 at A3
RC1

No.	Revisions	App	Date
A	Minor amendments	RMD	10/06/17

© COPYRIGHT: Verify all dimensions on site before commencing work. Prioritise figured dimensions over scaling. Refer all discrepancies to Emtech. This document and the copyright in this document remain the property of Emtech Limited. The contents of this document may not be reproduced either in whole or in part by any means whatsoever without the prior written consent of Emtech Limited.

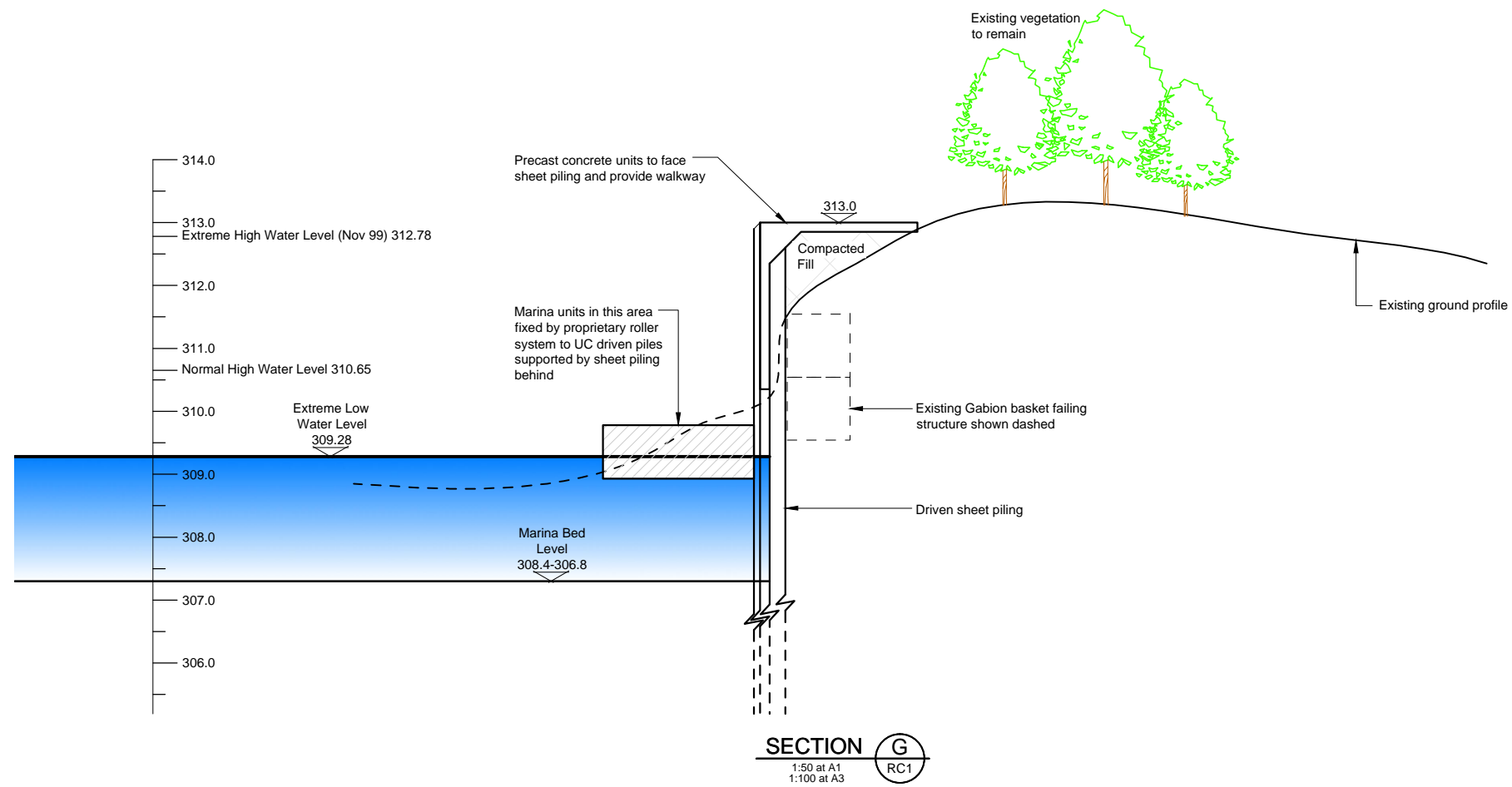
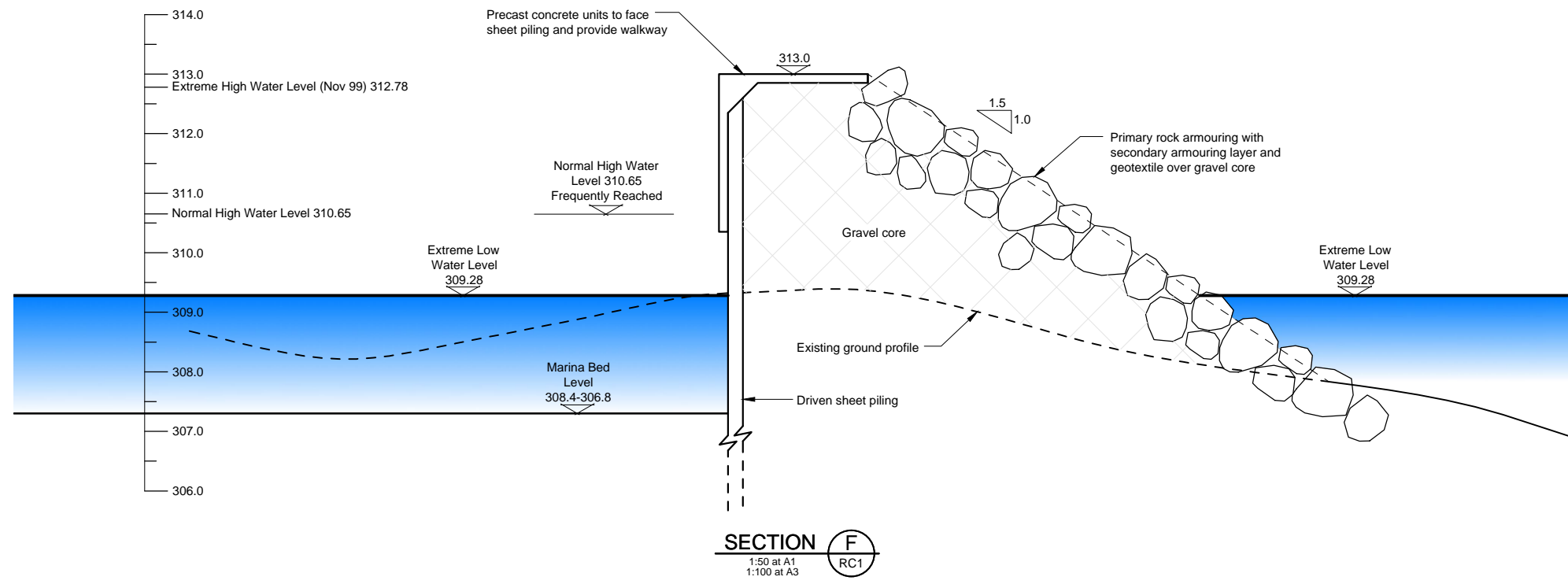
Designed	RMD/ARB	June 15
Drawn	A.R.Bird	June 15
Reviewed	-	-
Approved	-	-

Client	100WPS Limited
Project	WALTER PEAK MARINA REDEVELOPMENT LAKE WAKATIPU
Sheet Title	TYPICAL MARINA SECTIONS

emtech
Engineering & Marine Consultants
PO Box 681, Dunedin 9054 - 03 477 2836 - www.emtech.co.nz

Project	17015	Drawing	RC4	Revision	A
---------	-------	---------	-----	----------	---

ORIGINAL SIZE mm A1



No.	Revisions	App	Date
© COPYRIGHT: Verify all dimensions on site before commencing work. Prioritise figured dimensions over scaling. Refer all discrepancies to Emtech. This document and the copyright in this document remain the property of Emtech Limited. The contents of this document may not be reproduced either in whole or in part by any means whatsoever without the prior written consent of Emtech Limited.			
Designed	RMD/ARB		June 15
Drawn	A.R.Bird		June 15
Reviewed			-
Approved			-

Client	100WPS Limited
Project	WALTER PEAK MARINA REDEVELOPMENT LAKE WAKATIPU
Sheet Title	TYPICAL MARINA SECTIONS

emtech
Engineering & Marine Consultants
PO Box 681, Dunedin 9054 - 03 477 2836 - www.emtech.co.nz

Project	17015	Drawing	RC5	Revision	-
---------	-------	---------	-----	----------	---

ORIGINAL SIZE mm
A1